

FINAL BOXSCORE  
 1990 SCCA TRANS-AM RACE #1  
 ICEBERG U.S.A. GRAND PRIX  
 MARCH 10, 1990. PHOENIX, ARIZ.  
 42 LPS OF 2.36-MILE CIRCUIT FOR 99.12 MILES

PN.	ST.	CR	DRIVER, HOMETOWN	SPONSOR/CAR	PTS.	PURSE-#	LP	STATUS	QUAL. TIME	QUAL. SPEED
1	7	4	Robert Lappalainen, Finland	JPS/Rough Racing Ford Mustang	31	\$9,845	42	Running	1:48.887	78.026
2	11	3	Chris Kneifel, Lake Forest, Ill.	C & C/ICI-Olivetti Beretta	27	\$8,750	42	Running	1:49.598	77.520
3	3	2	Max Jones, Long Beach, Calif.	Ford Motor Division Ford Mustang	25	\$7,550	42	Running	1:48.510	78.297
4	5	07	Lyn St. James, Ft. Lauderdale, Fla.	Ford Electronics Ford Mustang	24	\$6,200	42	Running	1:48.824	78.071
5	8	21	Wayne Akers, Lake Worth, Fla.	Wayne Akers Racing Mustang	21	\$4,550	42	Running	1:49.101	77.873
6	15	8	Les Lindley, Anaheim, Calif.	Lindley Racing Chevrolet Camaro	19	\$4,200	42	Running	1:51.142	76.443
7	2	01	Tommy Kendall, Glendale, Calif.	C & C/ICI-Olivetti Beretta	18	\$4,400	42	Running	1:48.225	78.503
8	19	75	Paul Newman, Westport, Conn.	Newman-Sharp Olds Cutlass Supreme	17	\$3,350	42	Running	1:53.242	75.025
9	18	40	Jim Derhaag, Chaska, Minn.	Sign Art Chevrolet Camaro	16	\$4,150	42	Running	1:51.673	76.079
10	17	96	Bart Kendall, Glendale, Calif.	Kendall Racing Ford Mustang	15	\$2,200	42	Running	1:51.660	76.088
11	22	6	Randy Ruhlman, Concord, Calif.	Pre-form Olds Cutlass Supreme	14	\$2,000	42	Running	1:55.136	73.791
12	16	14	Scott Hoerr, Galesburg, Ill.	A/C Rochester Olds Cutlass Supreme	13	\$1,900	42	Running	1:51.357	76.295
13	26	78	Brian Clifton, Tempe, Ariz.	Greulich's Machine Camaro	12	\$1,800	42	Running	1:57.060	72.578
14	6	28	Jack Baldwin, Marietta, Ga.	Skool Stop-N-Go Z28 Camaro	11	\$1,900	41	Mech.	1:48.873	78.036
15	23	44	Steve Barber, Danville, Calif.	Rathv's Hair Design Trans-Am	10	\$1,600	41	Mech.	1:55.273	73.703
16	38	33	Scott Sharp, Wilton, Conn.	Newman-Sharp Olds Cutlass Supreme	9	\$2,500	41	Running	No Time	
17	12	42	Bob Patch, La Verne, Calif.	Coast Corvette Chev. Corvette	8	\$1,400	41	Running	1:50.079	77.181
18	24	89	Jerry Clinton, Maryland Heights, Mo.	Looper Racing Camaro	7	\$1,900	41	Running	1:55.920	73.292
19	30	49	Jerry Brassfield, Los Gatos, Calif.	Super Station Olds Cutlass Supreme	6	\$1,200	41	Running	1:59.540	71.072
20	25	27	Rich Sloma, Cupertino, Calif.	Automotive Enterprises Corvette	5	\$1,100	41	Running	1:56.886	72.686
21	29	86	Gerre Payvis, Phoenix, Ariz.	Race Power Camaro	4	\$1,000	40	Running	1:59.083	71.345
22	35	90	Jim Maguire, Glendale, Ariz.	Maguire Racing Camaro	3	\$900	39	Running	2: 4.948	67.996
23	20	9	Dick Danielson, Hartland, Wis.	Danielson Racing Olds Cutlass	2	\$1,800	38	Running	1:54.737	74.048
24	27	58	Michael Muhs, Phoenix, Ariz.	Muhs Racing Corvette	1	\$700	38	Running	1:57.578	72.258
25	1	1	Dorsey Schroeder, St. Louis, Mo.	Whistler Ford Mustang	5	\$1,600	37	Flat Tire	1:47.767	78.837
26	14	57	Tony Broso, Jr., Australia	Broso Racing-Australia Olds Cutlass		\$750	36	Running	1:51.042	76.512
27	9	55	Bob Sobey, Phoenix, Ariz.	Harley Davidson Chev. Camaro		\$1,500	29	Mech.	1:49.373	77.679
28	21	13	Michael Sheehan, Costa Mesa, Calif.	European Auto Sales Camaro		\$500	28	Crash	1:54.974	73.895
29	32	48	Don Roberts, Glendale, Ariz.	React Motorsports Thunderbird		\$500	27	Mech.	2: 0.919	70.262
30	31	0	Andrew McDowell, Australia	Saroni Foods/Otis Spunkmeyer Camaro		\$500	26	N.A.	1:59.688	70.985
31	33	93	Robert Mullins, Houston, Texas	Sears Pest Control Trans-Am			25	Driver	2: 1.035	70.195
32	28	45	Brian Wold, Glendale, Ariz.	Harley Davidson Pontiac Trans-Am			11	Engine	1:58.019	71.988
33	4	15	Irv Hoerr, Peoria, Ill.	A/C Rochester Olds Cutlass Supreme		\$1,300	6	Clutch	1:48.610	78.225
34	10	7	Paul Gentilozzi, Lansing, Mich.	Budweiser Olds Cutlass Supreme		\$1,000	5	Crash	1:49.438	77.633
35	13	5	Darin Brassfield, Los Gatos, Calif.	Neolife Olds Cutlass Supreme			0	Crash	1:50.283	77.038
34	65		Glenn Fox, Albuquerque, N.M.	Spirit of Cherokee Nation Mustang				DNS	2: 2.167	69.544
			51 Andy Porterfield, Newport Beach, Ca.	Valve Train Products Chev. Camaro				DNS	No Time	
			88 Mike Looper, Salinas, Calif.	Looper Racing Camaro				DNS	No Time	
			83 Vic Manuelli, Sierra Madre, Calif.	Fantasy Racing Mercury Capri				DNS	No Time	

TIME OF RACE: 1:39:06.265  
 AVERAGE SPEED: 60.009 Mph  
 MARGIN OF VICTORY: 8.616 Sec.  
 LAP LEADERS: Schroeder, 1-25; Lappalainen, 26-28;  
 St. James, 29; Lappalainen, 30-42  
 FASTEST RACE LAP: Lappalainen, 1.48.785 (78.099 Mph)  
 DUBALT STAR OF THE RACE: Chris Kneifel  
 CO-DUBALT RISING STAR OF THE RACE: Jack Baldwin, Wayne Akers  
 CAUTION PERIODS: three for 11 laps

# - Includes contingency payouts by DurAlt, \$1,400; Chevrolet, \$1,000; Oldsmobile, \$1,000; Flow Master, \$600; Red Line Oil, \$200; Escort, \$295; Tilton, \$550; General, \$1,000. Also includes Escort Premier Appearance Plan and Pace American Appearance Plan monies.



# NEWS RELEASE

SPORTS CAR CLUB OF AMERICA  
PRO RACING/MEDIA RELATIONS  
RELEASE #: TA-90-06

PHONE: (303)-694-7223  
DATE: March 10, 1990  
CONTACT: John Clagett

FOR IMMEDIATE RELEASE:

LAPPALAINEN GAINS FIRST CAREER TRANS-AM VICTORY IN THE STREETS OF PHOENIX:

PHOENIX, Ariz. -- Robert Lappalainen, of Finland, gained his first career Trans-Am victory in the streets of Phoenix Saturday in the opening round of the 1990 Trans-Am Championship.

The 99.12-mile event was the Saturday feature of the Formula 1 Iceberg U.S.A. Grand Prix and the 250th event in series history. The 1990 season is the 25th year of Trans-Am competition.

Lappalainen, driving the JPS/Roush Racing Ford Mustang, covered the race in a time of one hour, 39 minutes and 6.265 seconds as he averaged 60.009 miles-per-hour on the 2.36-mile temporary circuit. Lappalainen collected a first-place prize of \$9,300 in beating runner-up Chris Kneifel, driving a C & C/ICI-Olivetti Beretta, by 8.616 seconds.

Lappalainen, who qualified seventh fastest, took the lead for good on lap 30 of the 42-lap event.

Defending Trans-Am champion Dorsey Schroeder, driving the Whistler Ford Mustang, led the first 25 laps of the race from the pole position. But he was assessed a stop-and-go penalty for an improper restart following a caution. Schroeder dropped out of contention five laps from the checkered flag with a cut tire, finishing 25th.

Lappalainen gained the lead on laps 26-28, while teammate Lyn St. James took over the top spot on the 29th go-around before spinning out and losing the lead to Lappalainen. Bob Sobey led less than a lap as well, but he spun out on the slippery circuit and wound up retiring in 27th place with a mechanical problem.

Max Jones, of Long Beach, Calif., made his Ford racing debut with a third-place finish, after starting third. Jones was assessed a stop-and-go penalty for passing under the yellow, but made a late-race charge to make the trip to winner's circle.

Rounding out the top five were Lyn St. James and Wayne Akers. St. James, driving the Ford Electronics Mustang, was running among the leaders all day long in one of the best outings in her Trans-Am career, beginning with her first Fast Five appearance in the last two years. Akers, from Lake Worth, Fla., gained his best-ever Trans-Am finish, a fifth, driving a Roush-built Mustang.

Tommy Kendall, driving the C & C/ICI-Olivetti Beretta, and series newcomer Jack Baldwin, in the Skoal Stop-N-Go Camaro, were among the top challengers all race long. Kendall wound up seventh following a stop-and-go penalty for a driving infraction, while Baldwin was a "DNF," finishing a lap down in 14th place.

## TRANS-AM CHAMPIONSHIP



KENWOOD



FINAL BOXSCORE  
 1990 SCCA TRANS-AM RACE #2  
 FORD SCCA TRANS-AM CLASSIC  
 SEARS POINT INTERNATIONAL RACEWAY  
 MAY 6, 1990, SONOMA, CALIF.

FN.	ST.	CR	PS.	PS.#	DRIVER, HOMETOWN	SPONSOR/CAR	PTS.	PURSE-#	LP	STATUS	QUAL. TIME	QUAL. SPEED
1	1	5			Darin Brassfield, Los Gatos, Calif.	Neolife Olds Cutlass Supreme	34	\$12,045	40	Running	1:34.764	95.847
2	2	01			Tommy Kendall, Glendale, Calif.	ICI-Olivetti Beretta	27	\$8,350	40	Running	1:35.068	95.540
3	7	3			Chris Kneifel, Lake Forest, Ill.	ICI-Olivetti Beretta	25	\$5,000	40	Running	1:36.762	93.867
4	3	7			Paul Gentilozzi, Lansing, Mich.	Budweiser Olds Cutlass Supreme	23	\$5,400	40	Running	1:36.004	94.609
5	4	15			Irv Hoerr, Peoria, Ill.	A/C Rochester Olds Cutlass Supreme	21	\$4,300	40	Running	1:36.167	94.448
6	8	63			Tom Gloy, Carmel Valley, Calif.	Gloy Sports Beretta	19	\$2,800	40	Running	1:37.068	93.572
7	6	33			Scott Sharp, Wilton, Conn.	Newman-Sharp Olds Cutlass Supreme	18	\$3,700	40	Running	1:36.425	94.195
8	14	4			Robert Lappalainen, Finland	JPS/Roush Racing Ford Mustang	17	\$3,400	40	Running	1:38.022	92.661
9	21	40			Jim Derhaag, Chaska, Minn.	Sign Art Chevrolet Camaro	16	\$4,200	40	Running	1:39.324	91.446
10	19	49			Jerry Brassfield, Los Gatos, Calif.	Super Station Olds Cutlass Supreme	15	\$2,200	40	Running	1:39.118	91.636
11	18	74			George Robinson, Livonia, Mich.	74 Hunting Ranch Ford Mustang	14	\$1,800	40	Running	1:39.079	91.672
12	10	28			Jack Baldwin, Marietta, Ga.	Skoal Stop-N-Go Z28 Camaro	13	\$1,600	40	Running	1:37.246	93.400
13	22	11			Bob Zeeb, Avon, Colo.	Zeeb Racing Ford Mustang	12	\$1,400	39	Running	1:39.347	91.425
14	25	44			Steve Barber, Danville, Calif.	Kathy's Hair Design Trans-Am	11	\$1,200	39	Running	1:40.557	90.325
15	17	57			Tony Broso, Jr., Australia	Broso Racing-Australia Olds Cutlass	10	\$1,200	39	Running	1:38.849	91.886
16	16	6			Randy Ruhlman, Concord, Calif.	Preformed Olds Cutlass Supreme	9	\$900	39	Running	1:38.768	91.961
17	28	18			Glenn Fox, Albuquerque, N.M.	Spirit of Cherokee Nation Mustang	8	\$900	39	Running	1:42.901	88.267
18	26	19			Steve Saleen, Anaheim Hills, Calif.	General Tire Saleen Mustang	7	\$700	39	Running	1:40.967	89.958
19	5	2			Max Jones, Long Beach, Calif.	Ford Division Ford Mustang	6	\$1,800	38	Running	1:36.370	94.249
20	31	09			John Brunder, Boulder, Colo.	Brunder Group Mtrspt. Olds Cutlass	5	\$500	38	Running	1:43.799	87.504
21	29	89			Jerry Clinton, Maryland Heights, Mo.	Michelob Dry/Looper Racing Camaro	4	\$750	37	Mech.	1:42.976	88.203
22	35	83			Vic Manuelli, Sierra Madre, Calif.	Fantasy Racing Mercury Capri	3	\$500	37	Running	1:44.851	86.626
23	37	82			Rick Weldon, Hayward, Calif.	PR Motorsports Mazda RX-7	2	\$500	37	Running	1:46.048	85.648
24	36	0			Andrew McDowell, Australia	Saroni Foods/Otis Spunkmeyer Camaro	1	\$500	36	Mech.	1:45.567	86.038
25	38	23			William Maier, Hayward, Calif.	Dyer Enterprises Mustang	1	\$500	36	Running	1:46.126	85.585
26	30	37			Buzz Dyer, Corte Madera, Calif.	Cycle Shack, Inc. Olds Toronado	0	\$400	35	Mech.	1:43.338	87.894
27	32	43			Vincent Bellotti, Loomis, Calif.	Belco Group Camaro	0	\$400	35	Running	1:44.151	87.208
28	13	07			Lyn St. James, Ft. Lauderdale, Fla.	Ford Division Ford Mustang	0	\$1,400	34	Running	1:37.985	92.696
29	11	55			Bob Sobey, Phoenix, Ariz.	Harley Davidson Chev. Camaro	0	\$1,000	32	Crash	1:37.409	93.244
30	20	21			Wayne Akers, Leesworth, Fla.	Wayne Akers Racing Mustang	0	\$0	31	Running	1:39.276	91.490
31	12	9			Dick Danielson, Hartland, Wis.	Danielson Racing Olds Cutlass	0	\$1,000	22	Clutch	1:37.857	92.817
32	27	27			Rich Sloma, Cupertino, Calif.	Automotive Enterprises Corvette	0	\$0	18	Mech.	1:41.225	89.729
33	15	99			Mark Pielsticker, Oakland, Calif.	Performance Plus Camaro	0	\$0	17	Fuel	1:38.223	92.471
34	9	8			Les Lindley, Anaheim, Calif.	Lindley Racing Chevrolet Camaro	0	\$1,000	15	Trans.	1:37.225	93.420
35	33	48			Mike Hatfield, Alamo, Calif.	Star Performance Thunderbird	0	\$0	8	Tire	1:44.756	86.704
36	34	1			Dorsey Schroeder, Ballwin, Mo.	Whistler Ford Mustang	0	\$0	7	Overheating	No Time	
37	23	35			Mike Downs, Sonoma, Calif.	Sears Pest Control Trans-Am	0	\$0	3	Mech.	1:39.557	91.232
38	24	42			Bob Patch, La Verne, Calif.	Coast Corvette Chev. Corvette	DNS				1:40.376	90.488
		97			John Koulouris, Tustin, Calif.	Tool Shack Pontiac Firebird	DNS				1:57.350	77.399

TIME OF RACE: 1:14:00.257

AVERAGE SPEED: 81.822 Mph

MARGIN OF VICTORY: 0.254 Sec.

LAP LEADERS: D. Brassfield, 1-40

FASTEST RACE LAP: D. Brassfield, 1:36.996 (93.641 Mph)


FASTEST QUALIFIER: D. Brassfield, 1:34.764 (95.847 Mph)

DURALT STAR OF THE RACE: D. Brassfield

DURALT RISING STAR OF THE RACE: J. Brassfield

CAUTION PERIODS: one for five laps (28-32)

#- Includes contingency payouts by DurAlt \$1,200; Oldsmobile, \$1,000; Chevrolet, \$1,000; Flow Master, \$600; General Tire, \$1,000; Escort, \$295; Quarter Master \$300; Goodyear, \$750; Also include Escort Premier Appearance Plan and Pace American Appearance Plan monies.



CONTACT: John Clagett

DATE: May 6, 1990

RELEASE #: TA-90-08

**BRASSFIELD WINS SECOND STRAIGHT SEARS POINT RACE:**

SONOMA, Calif. -- Darin Brassfield, driving the Neolife Oldsmobile Cutlass Supreme, led from start to finish to capture his second straight Ford SCCA Trans-Am Classic Sunday at Sears Point International Raceway.

Brassfield, a five-time winner in the Trans-Am Championship from nearby Los Gatos, Calif., averaged 81.822 Mph for the 100.92-mile race and edged runner-up Tommy Kendall, in the ICI-Olivetti Beretta, by 0.254 seconds.

A year ago, Brassfield piloted a Corvette and beat series champion Dorsey Schroeder by a .171 margin. He led wire to wire a year ago and did it again this year.

"I jumped out to an early lead but I wasn't pushing the car hard at all," Brassfield said. "I conserved the car for a late-race charge and that paid off. Tommy (Kendall) was all over me the last five laps but I had enough car left to take the win."

It all came down to a "five-lap sprint race" as a full-course caution (for a stalled Max Jones) bunched the field with less than 10 laps to go.

Brassfield collected \$12,045 and also posted a record fast Trans-Am race lap for the Sears circuit with a time of 1:36.996, bettering the 1:37.829 time set by Willy T. Ribbs in 1988. So impressive was Brassfield's performance that he was voted the Elf/DurAlt FC Star of the Race.

Kendall, from Glendale, Calif., edged ICI-Olivetti Beretta teammate Chris Kneifel of Lake Forest, Ill. Kneifel's third-place finish moved him into first in the Trans-Am driver's points standings with 52 points after the second of 16 races. Back to back second-place finishes at Phoenix and Sears has moved Chevrolet into the Manufacturers Championship lead by a five-point margin over Ford and Oldsmobile.

Brassfield's teammate, Paul Gentilozzi, of Lansing, Mich., placed fourth after starting in the third position in his Budweiser Oldsmobile, while Irv Hoerr, of Peoria, Ill., took fifth in his A/C Rochester Olds.

Tom Gloy, the 1984 Trans-Am champion making a comeback after a four-year absence, raced his Chevrolet Beretta to a sixth-place finish. Gloy, from nearby Carmel Valley, Calif., improved two spots from his eighth-place start. Finland's Robert Lappalainen, who won the season opener in Phoenix two months ago, placed eighth and ranks second in the driver's championship with 48 points.

Schroeder, who raced Saturday at both Talladega, Ala. (IROC), and Topeka, Kan., (GTO) missed Saturday's qualification and had to start in the 34th spot. Schroeder started strong, moving to 19th after just 10 laps, but suffered overheating problems and retired early in Sunday's race.

The Trans-Am Championship continues June 3 at the Pontiac Grand Prix of Dallas in Addison.



KENWOOD



FINAL BOXSCORE  
 1990 SCCA TRANS-AM RACE #3  
 PONTIAC GRAND PRIX OF DALLAS IN ADDISON  
 ADDISON AIRPORT TEMPORARY CIRCUIT  
 JUNE 3, 1990, ADDISON, TEXAS  
 80 LAPS, 125.600 MILES

FN.ST.CB	PS.PS.#	DRIVER, HOMETOWN	SPONSOR/CAR	PTS.	PURSE-#	LP	STATUS	QUAL. TIME	QUAL. SPEED
1	1	15 Irv Hoerr, Peoria, Ill.	A/C Rochester Olds Cutlass Supreme	34	\$14,795	80	Running	1:10.759	79.877
2	6	01 Tommy Kendall, Glendale, Calif.	ICI-Olivetti Beretta	27	\$10,250	80	Running	1:10.499	80.171
3	2	7 Paul Gentilozzi, Lansing, Mich.	Budweiser Olds Cutlass Supreme	26	\$9,100	80	Running	1:11.259	79.316
4	4	2 Max Jones, Long Beach, Calif.	Whistler Ford Mustang	23	\$7,800	80	Running	1:11.611	78.926
5	18	21 Wayne Akers, Lake Worth, Fla.	Wayne Akers Racing Mustang	21	\$6,425	79	Running	1:13.198	77.215
6	16	80 Wayne Pickering, Dallas, Texas	Cabaret Royale Olds Cutlass Supreme	19	\$5,000	79	Running	1:12.861	77.572
7	21	40 Jim Derhaag, Chaska, Minn.	Sign Art Chevrolet Camaro	18	\$6,500	77	Running	1:13.539	76.857
8	15	8 Les Lindley, Anaheim, Calif.	Lindley Racing Chevrolet Camaro	17	\$5,000	76	Running	1:12.654	77.793
9	8	55 Bob Sobey, Phoenix, Ariz.	Harley Davidson Chev. Camaro	16	\$4,500	76	Running	1:11.377	79.185
10	22	57 Tony Broso, Jr., Australia	Broso Racing-Australia Olds Cutlass	15	\$3,425	76	Running	1:13.863	76.520
11	3	33 Scott Sharp, Wilton, Conn.	Newman-Sharp Olds Cutlass Supreme	14	\$4,300	75	Running	1:11.345	79.221
12	32	50 Bruce Nesbitt, Chicago, Ill.	Fluoroplate Special Camaro	13	\$2,850	75	Running	1:17.725	72.718
13	28	81 Harold Janke, Pender, Neb.	John Key Auto Olds Calais	12	\$2,400	74	Running	1:15.963	74.405
14	24	99 Mark Pielsticker, Oakland, Calif.	Performance Plus Camaro	11	\$2,200	73	Running	1:14.686	75.677
15	7	47 Ron Fellows, Canada	Motorcraft/AER Ford Mustang	10	\$2,000	70	Running	1:11.372	79.191
16	36	0 John Anderson, Oakland, Calif.	Saroni Foods/Bulgarian Brews Camaro	9	\$1,800	69	Running	1:21.288	69.531
17	33	31 Jimmy Landrum, Dallas, Texas	Landrum Motorsports Camaro	8	\$1,700	62	Mech.	1:17.872	72.581
18	27	09 John Brunder, Boulder, Colo.	Brunder Group Mtrspt. Olds Cutlass	7	\$1,600	62	Running	1:15.532	74.829
19	13	3 Chris Kneifel, Lake Forest, Ill.	ICI-Olivetti Beretta	6	\$1,500	56	Mech.	1:12.232	78.248
20	30	73 Brech Kauffman, Roscoe, Ill.	Aqua-Mag Camaro	5	\$1,400	54	Running	1:16.792	73.601
21	26	27 Rich Sloma, Cupertino, Calif.	Automotive Enterprises Corvette	4	\$1,300	51	Running	1:14.932	75.428
22	17	07 Lyn St. James, Ft. Lauderdale, Fla.	Ford Division Ford Mustang	3	\$2,200	48	Valve	1:13.188	77.226
23	5	5 Darin Brassfield, Los Gatos, Calif.	Neolife Olds Cutlass Supreme	3	\$1,300	47	Ignition	1:11.868	78.644
24	40	04 Jim Pallas, Austin, Texas	Big 4 Racing Camaro	1	\$1,000	45	Mech.	No Time	
25	34	93 Robert Mullins, Houston, Texas	Sears Pest Control Trans-Am	1	\$900	44	Running	1:18.444	72.051
26	11	63 Tom Gloy, Carmel Valley, Calif.	Gloy Sports Beretta		\$800	43	Mech.	1:11.867	78.645
27	9	9 Dick Danielson, Hartland, Wis.	Danielson Racing Olds Cutlass		\$1,700	43	Running	1:11.412	79.146
28	23	11 Bob Zeeb, Avon, Colo.	Zeeb Racing Ford Mustang		\$600	42	Crash	1:14.520	75.845
29	31	89 Jerry Clinton, Maryland Heights, Mo.	Michelob Dry/Looper Racing Camaro		\$500	41	Crash	1:17.075	73.331
30	19	6 Bandy Buhlman, Concord, Calif.	Preformed Olds Cutlass Supreme		\$400	34	Mech.	1:13.310	77.097
31	25	19 Steve Saleen, Anaheim Hills, Calif.	General Tire Saleen Mustang			19	Engine	1:14.817	75.544
32	37	90 Jim Maguire, Glendale, Ariz.	Embassy Suites Pontiac Firebird			19	Mech.	No Time	
33	20	74 George Robinson, Livonia, Mich.	74 Hunting Ranch Ford Mustang			18	Mech.	1:13.444	76.957
34	14	4 Robert Lappalainen, Finland	JPS/Boush Racing Ford Mustang		\$1,000	15	Crash	1:12.364	78.105
35	29	18 Glenn Fox, Albuquerque, N.M.	Spirit of Cherokee Nation Mustang			15	Mech.	1:16.273	74.102
36	35	56 B.K. Smith, Carlsbad, Calif.	Chili's Racing Camaro			7	Mech.	1:20.133	70.533
37	10	97 Scott Lagasse, St. Augustine, Fla.	BDS/Morrison Mtrspts Corvette			4	Oil Pump	1:11.860	78.853
38	39	69 Troy Waldron, Houston, Texas	Waldron Mtrspts Olds Cutlass			2	Mech.	No Time	
39	12	28 Jack Baldwin, Marietta, Ga.	Skoal Stop-N-Go Z28 Camaro				DNS Oil Pressure	1:12.102	77.229
40	38	54 Richard Valentine, Braintree, Mass.	Pennzoil/Jiffy Lube Camaro				DNS Mech.	No Time	
41	41	05 Lou Gigliotti, Dallas, Texas	Saccocci Inc. Camaro				DNS Mech.	No Time	

TIME OF RACE: 1:38:34.231

AVERAGE SPBBD: 76.452 Mph

MARGIN OF VICTORY: 24.53 Sec.

LAP LEADERS: Hoerr, 1-7; Brassfield, 8-34; Gentilozzi, 35-55; Hoerr, 56-80.

FASTEST RACE LAP: Hoerr, 1:12.087 (78.405 Mph)

FASTEST QUALIFIER: Hoerr, 1:10.759 (79.876 Mph)

DUBALT STAR OF THE RACE: Hoerr

DUBALT RISING STAR OF THE RACE: Wayne Akers

#- Includes contingency payouts

CONTACT: John Clagett

DATE: June 3, 1990

RELEASE: TA-90-12

ADDISON, Texas -- Irv Hoerr, driving the A/C Rochester Oldsmobile Cutlass Supreme, took his first Trans-Am win of the season Sunday at the Pontiac Grand Prix of Dallas in Addison.

The Pontiac Grand Prix of Dallas in Addison, which is the second of eight races on temporary circuits this season, drew a record three-day crowd of 120,000, including a Sunday draw of 65,000 fans.

Hoerr, of Peoria, Ill., had nearly a perfect weekend in claiming his fifth career Trans-Am race. Hoerr covered the 80-lap, 125-mile race in a time of one hour, 38 minutes and 34.231 seconds, as he averaged a record 76.452 miles-per-hour and beat second-place Tommy Kendall by 24.53 seconds.

"Everything went exactly as planned," said the victorious Hoerr. "I kept waiting for something to happen. Bad things have happened to us in the same situation four or five times the last couple of years, including Dallas last year. This time around, the car just hummed all day long."

Hoerr, who also grabbed ELF/DurAlt Star of the Race honors, took home \$14,795 of the \$106,245 purse payout. Hoerr's record-setting day included a new track record fastest race lap (1:12.087, 78.405 Mph).

The weekend was a bitter-sweet one for second-place Kendall, driver of the ICI/Olivetti Beretta. He had the pole position wrapped up, but had his time disallowed for failing to turn in his mandatory "car declaration" form the standard two hours before qualifying. Undaunted, Kendall came back in the second qualifying session to record the fastest qualifying lap of the weekend -- 1:10.499, 80.171 Mph -- to secure the sixth starting position on the grid.

The Rocketsports duo of Paul Gentilozzi and Darin Brassfield had its ups and downs as well. Brassfield, the winner at Sears Point last month, rocketed from his fifth starting position to take the lead on lap eight. He led the next 27 laps and seemed to have everything going his way when mechanical problems finished his day. Gentilozzi, the second-fastest qualifier in his Budweiser Olds, picked up where Brassfield left off, taking the lead on lap 35. He led 21 laps but was unable to hold off the charging Hoerr, losing the lead on lap 56 when he came in for his mandatory pit stop. Gentilozzi, without brakes the final 11 laps, dropped to third and that's where he finished. A third Rocketsports entry, piloted by Dallas' Wayne Pickering, finished sixth after starting 16th.

Kendall has taken the lead in the Driver's Championship after three rounds with 72 points, followed by teammate Chris Kneifel with 58. Chevrolet, with three second-place finishes, continues to lead the Manufacturers Championship with 21 points, but Oldsmobile has closed to within three points with its two straight victories. Ford, with a victory in the season opener to its credit, ranks third with 13 points.

The SCCA Trans-Am Championship continues in two weeks with the Motor City 100 at the Valvoline Detroit Grand Prix.

**TRANS-AM CHAMPIONSHIP**

KENWOOD



FINAL BOYSCORE  
 1990 SCCA TRANS-AM RACE #4  
 MOTOR CITY 100  
 VALVOLINE DETROIT GRAND PRIX  
 JUNE 16, 1990, DETROIT, MICH.  
 25 LAPS, 100 MILES

FN.ST.CR	PS.PS.#	DRIVER. HOMETOWN	SPONSOR/CAR	PTS.	PURSE-#	LP	STATUS	QUAL. TIME	QUAL. SPEED					
1	6	33	Scott Sharp, Wilton, Conn.	Newman-Sharp	Olds	Cutlass	Supreme	31	\$11,800	40	Running	1:57.233	76.770	
2	5	5	Darin Brassfield, Los Gatos, Calif.	Neolife	Olds	Cutlass	Supreme	27	\$6,200	40	Running	1:57.084	76.868	
3	11	28	Jack Baldwin, Marietta, Ga.	Skoal	Ston-N-Go	728	Camaro	25	\$5,950	40	Running	1:58.379	76.027	
4	1	01	Tommy Kendall, Glendale, Calif.	ICI-Olivetti	Beretta			27	\$6,200	40	Running	1:55.974	77.604	
5	15	47	Ron Fellows, Canada	Motorcraft/ARR	Ford	Mustang		21	\$3,000	40	Running	2:00.004	74.998	
6	19	40	Jim Derhaag, Chaska, Minn.	Sign Art	Chevrolet	Camaro		19	\$4,800	40	Running	2:00.978	74.394	
7	7	3	Chris Kneifel, Lake Forest, Ill.	ICI-Olivetti	Beretta			18	\$2,600	40	Running	1:57.400	76.661	
8	17	55	Bob Sobey, Phoenix, Ariz.	Harley Davidson	Chev.	Camaro		17	\$3,400	40	Running	2:00.361	74.775	
9	10	4	Robert Lavalainen, Finland	JPS/Boush	Racing	Ford	Mustang	16	\$3,200	40	Running	1:58.328	76.060	
10	20	74	George Robinson, Houston Texas	74 Hunting	Ranch	Ford	Mustang	15	\$2,000	40	Running	2:01.161	74.281	
11	18	75	Paul Newman, Westport, Conn.	Newman-Sharp	Olds	Cutlass	Supreme	14	\$1,800	40	Running	2:00.499	74.689	
12	25	35	Mandy Gonzalez, Puerto Rico	Diman	Racing	Systems	Camaro	13	\$1,600	40	Running	2:04.830	72.098	
13	8	97	Scott Lagasse, St. Augustine, Fla.	RDS/Morrison	Mtrsrts	Corvette		12	\$1,400	40	Running	1:57.990	76.278	
14	23	19	Steve Saleen, Anaheim Hills, Calif.	General Tire	Saleen	Mustang		11	\$1,200	40	Running	2:02.978	73.184	
15	22	11	Bob Zeeb, Avon, Colo.	Zeeb	Racing	Ford	Mustang	10	\$1,000	40	Running	2:02.865	73.251	
16	21	57	Tony Broso, Jr., Australia	Broso	Racing-Australia	Olds	Cutlass	9	\$1,775	40	Running	2:02.050	73.740	
17	4	7	Paul Gentilozzi, Lansing, Mich.	Budweiser	Olds	Cutlass	Supreme	8	\$2,100	39	Running	1:56.701	77.120	
18	41	6	Bandy Buhlman, Concord, Calif.	Preformed	Olds	Cutlass	Supreme	7	\$800	39	Running	No Time		
19	31	18	Glenn Fox, Albuquerque, N.M.	Spirit of Cherokee	Nation	Mustang		6	\$975	39	Running	2:06.119	71.361	
20	28	22	Peter Deman, Canada	Deman	Racing	Chev.	Corvette	5	\$500	39	Running	2:05.582	71.666	
21	35	39	Craig Shafer, Somerset, Pa.	Shafer	Mtrsrts	Olds	Toronado	4	\$500	38	Running	2:08.551	70.011	
22	33	29	Ed Hinchliff, Ypsilanti, Mich.	Chassis	Research	Ford	Mustang	3	\$500	37	Mech.	2:08.289	70.154	
23	30	76	Jerry Simmons, Canada	True North	Racing	Corvette		2	\$500	37	Running	2:05.860	71.508	
24	14	9	Dick Danielson, Hartland, Wis.	Danielson	Racing	Olds	Cutlass	1	\$1,500	37	Running	1:59.365	75.399	
25	38	43	Glenn Andrew, Farmersburg, Ind.	Andrew	Motorsports	Camaro		1	\$500	36	Running	2:17.643	65.387	
26	3	2	Max Jones, Long Beach, Calif.	Ford Division	Ford	Mustang			\$1,800	35	Spin out	1:56.542	77.225	
27	2	1	Dorsey Schroeder, Ballwin, Mo.	Whistler	Ford	Mustang			\$1,295	34	Crash	1:56.238	77.427	
28	26	50	Bruce Nesbitt, Chicago, Ill.	Fluoroplate	Special	Camaro			\$400	34	Mech.	2:04.842	72.091	
29	16	07	Lyn St. James, Ft. Lauderdale, Fla.	Ford Division	Ford	Mustang			\$1,000	30	Crash	2:00.086	74.946	
30	27	10	Donald Sak, Dearborn, Mich.	Quality	Construction	Olds	Toronado			22	Mech.	2:05.300	71.828	
31	32	61	Tim Taylor, So. Lyon, Mich.	Crankshaft	Craftsmen	Camaro				20	Running	2:06.654	71.060	
32	40	21	Wayne Akers, Lake Worth, Fla.	Wayne Akers	Racing	Mustang				12	Crash	No Time		
33	34	89	Jerry Clinton, Maryland Heights, Mo.	Michelob	Drv/Looper	Racing	Camaro			10	Crash	2:08.516	70.030	
34	29	54	Richard Valentine, Braintree, Mass.	Pennzoil/Jiffy	Lube	Camaro				9	Mech.	2:05.848	71.515	
35	12	8	Les Lindley, Anaheim, Calif.	Barnard-P.S.I.	Chevrolet	Camaro			\$1,000	7	Engine	1:59.012	75.623	
36	24	24	Rick Dittman, Mt. Prospect, Ill.	Fel-Pro	Pontiac	Firebird				7	Trans.	2:03.673	72.773	
37	9	15	Irv Hoerr, Peoria, Ill.	A/C	Rochester	Olds	Cutlass	Supreme		\$1,000	5	Mech.	1:58.120	76.194
38	37	96	Stephen Scannell, Royal Oak, Mich.	B-Z	Boy	Racing	Camaro			4	Mech.	2:15.946	66.203	
39	39	66	Murray Edwards, Canada	Cavendish	Farms	Camaro				2	Mech.	2:19.115	64.695	
40	13	00	Wally Dallenbach, Jr., Basalt, Colo.	ICI-Olivetti	Beretta					1	Mech.	1:59.113	75.559	
	36	41	Phil Kalusha, Ypsilanti, Mich.	Kalusha	Racing	Pont.	Trans-Am				DNS	2:09.088	69.720	

TIME OF RACE: 2:06:28.818 Mph

AVRRAGR SPEED: 59.125 Mph

MARGIN OF VICTORY: 7.052 Sec.

LAP LEADERS: Kendall. 1-38; Sharp. 39-40.

FASTEST RACE LAP: Schroeder, 1:56.652 (77.152 Mph) New Record


FASTEST QUALIFIER: Kendall, 1:55.974 (77.604 Mph) New Record

DUBALT STAR OF THE RACE: Scott Sharp

DUBALT RISING STAR OF THE RACE: Tony Broso, Jr.

CAUTION PERIODS: three for 14 laps, red flag delay of 25 minutes





**SHARP WINS THE MOTOR CITY 100, OLDSMOBILE WINS THE ENIMONT TROPHY:**

DETROIT, Mich. -- The Motor City 100 once again proved to be full of surprises, as Scott Sharp, driving a Oldsmobile Cutlass Supreme, won his first career Trans-Am victory in the streets of Detroit.

Sharp, age 22, grabbed the lead on the next to last lap when race leader Tommy Kendall developed electrical problems after running a flawless race. Sharp averaged 59.125 mph in the crashed-filled event and collected \$11,800.

Sharp's win gave Oldsmobile its third straight Trans-Am victory and the coveted Enimont Manufacturers Trophy that goes to the winning manufacturer of the Motor City 100.

Kendall, driving an ICI-Olivetti Beretta, was dominant all weekend. He gained his first pole position in record-setting fashion on Friday. And in the race, he led 38 of the 40 laps and stayed out of trouble nearly all day long. Kendall, who is still looking for his first Trans-Am victory, wound up fourth.

The last 10 laps of the Motor City 100 will go down in the books as one of the wildest finishes ever. The action started when Lyn St. James attempted to pass Dick Danielson for 12th place. The pass was unsuccessful and both cars went into the turn 12 wall. The incident brought out the pace car for laps 31-35.

On the lap 36 restart, Paul Gentilozzi and Dorsey Schroeder touched. Both drivers lost control and hit the walls lining the front straight. The wreckage blocked the course so the race was red flagged. Schroeder, in the Whistler Mustang, had been running in second the entire race and was never more than a car's length behind the leading Kendall. Gentilozzi, piloting the Budweiser Olds Cutlass, ran in the top five all day long and was third when the incident occurred.

It took 25 minutes to clear the debris, but Ron Fellows, in the Motorcraft/AER Mustang, jumped the restart and was brought in for a stop-and-go penalty. He dropped from second to fifth.

The action didn't stop there. Darin Brassfield and Max Jones, who were running second and third, respectively, went off course together in turn 10 on lap 36. The incident cost both Brassfield and Jones a chance of victory. Brassfield returned to the race in 11th, and picked up 10 positions the final five laps to place second, finishing 7.052 seconds behind Sharp. Jones was unable to continue.

Sharp, who qualified sixth fastest, recovered from a lap seven spin that dropped him to 14th. On lap 31, Sharp was running in eighth place, and who would have ever guessed that all seven cars in front of him would be involved in one incident or another the final 10 laps. Sharp managed to stay clear to win his first Trans-Am race.

All was not lost for Kendall, as he opened up even a bigger lead in the Driver's Championship. Going into Saturday's race, Kendall led by 14 points. He leads teammate Chris Kneifel by 23 points, 99-to-76. Sharp has moved into third with 72. Oldsmobile has taken a one point lead over Chevrolet, 27-to-26, in the Manufacturers Championship.



**TRANS-AM CHAMPIONSHIP**



KENWOOD





FINAL BOXSCORE  
 1990 SCCA TRANS-AM RACE #5  
 OLDSMOBILE SCCA TRANS-AM CLASSIC  
 PORTLAND INTERNATIONAL RACEWAY  
 JUNE 23, 1990, PORTLAND, ORE.  
 53 LAPS, 101.866 MILES

PN.ST.CR	PS.PS. # DRIVER, HOMETOWN	SPONSOR/CAR	PTS.	PURSE	LP	STATUS	QUAL. TIME	QUAL. SPEED
1 2 5	Darin Brassfield, Los Gatos, Calif.	Neo Life Olds Cutlass Supreme	32	\$10,645	53	Running	1 : 8.694	100.725
2 12 4	Robert Lappalainen, Finland	JPS/Boush Racing Ford Mustang	27	\$7,000	53	Running	1 : 9.592	99.425
3 5 7	Paul Gentilozzi, Lansing, Mich.	Budweiser Olds Cutlass Supreme	25	\$6,200	53	Running	1 : 8.882	100.450
4 14 07	Lyn St. James, Ft. Lauderdale, Fla.	Ford Motor Division Ford Mustang	23	\$5,000	52	Running	1 : 9.727	99.233
5 16 40	Jim Derhaag, Chaska, Minn.	Sign Art Chevrolet Camaro	21	\$6,750	52	Running	1 : 11.332	97.000
6 4 28	Jack Baldwin, Marietta, Ga.	Skoal Stop-N-Go Z28 Camaro	19	\$3,300	52	Running	1 : 8.855	100.489
7 18 18	Glenn Fox, Albuquerque, N.M.	Spirit of Cherokee Nation Mustang	18	\$3,575	52	Running	1 : 11.718	96.478
8 15 6	Randy Buhlman, Concord, Calif.	Preformed Olds Cutlass Supreme	17	\$2,500	52	Running	1 : 10.060	98.761
9 8 9	Dick Danielson, Hartland, Wis.	Danielson Racing Olds Cutlass	16	\$3,200	52	Running	1 : 9.244	99.925
10 10 3	Chris Kneifel, Lake Forest, Ill.	ICI-Olivetti Beretta	15	\$2,250	51	Running	1 : 9.374	99.738
11 1 2	Max Jones, Long Beach, Calif.	Ford Division Ford Mustang	16	\$3,800	51	Running	1 : 8.573	100.903
12 21 99	Mark Pielsticker, Oakland, Calif.	Performance Plus Camaro	13	\$1,600	51	Running	1 : 12.643	95.249
13 29 49	Jerry Brassfield, Los Gatos, Calif.	Neo Life Olds Cutlass Supreme	12	\$1,400	51	Running	No Time	
14 7 15	Irv Hoerr, Peoria, Ill.	A/C Rochester Olds Cutlass Supreme	11	\$2,200	50	Running	1 : 9.026	100.240
15 22 89	Jerry Clinton, St. Louis, Mo.	Michelob Dry/Looper Racing Camaro	10	\$1,100	50	Running	1 : 12.837	94.996
16 11 8	Les Lindley, Anaheim, Calif.	Barnard-F.S.I. Chevrolet Camaro	9	\$1,900	47	Spin	1 : 9.504	99.551
17 28 0	John Anderson, Oakland, Calif.	Saroni Total Foods Camaro	8	\$800	47	Running	1 : 16.927	89.945
18 13 21	Wayne Akers, Lake Worth, Fla.	Wayne Akers Racing Mustang	7	\$700	41	Trans.	1 : 9.689	99.287
19 25 27	Rich Sloma, Cupertino, Calif.	Automotive Enterprise Corvette	6	\$600	37	Mech.	1 : 14.452	92.935
20 24 45	Brian Wold, Glendale, Ariz.	Harley Davidson of Glendale Trans-Am	5	\$500	33	Mech.	1 : 13.618	93.988
21 3 01	Tommy Kendall, Glendale, Calif.	ICI-Olivetti Beretta	4	\$2,100	31	Running	1 : 8.836	100.517
22 26 37	Buzz Dyer, Corte Madera, Calif.	Cycle Shack Olds Toronado	3	\$500	22	Wheel	1 : 15.094	92.141
23 6 55	Bob Sobey, Phoenix, Ariz.	Harley Davidson Chevrolet Camaro	2	\$1,500	17	Overhtng	1 : 8.983	100.303
24 19 62	Keith Delaney, Corvallis, Ore.	Raydye Pontiac Trans-Am	1	\$500	17	Wheel	1 : 12.150	95.900
25 17 09	John Brumder, Boulder, Colo.	Brumath Group Mtrspts. Olds Cutlass	1	\$500	5	Engine	1 : 11.467	96.817
26 23 44	Steve Barber, Ripon, Calif.	S&K Racing Trans-Am		\$400	4	Suspension	1 : 13.435	94.222
27 9 33	Scott Sharp, Wilton, Conn.	Newman-Sharp Olds Cutlass Supreme		\$1,400	3	Crash	1 : 9.345	99.779
28 27 83	Vic Manuelli, Sierra Madre, Calif.	Fantasy Racing Mercury Capri		\$400	3	Engine	1 : 15.211	91.997
29 20 20	Bill Lester, Oakland, Calif.	Rocketsports Olds Cutlass Supreme			1	Elect.	1 : 12.393	95.578

TIME OF RACE: 1:03:22.320

AVERAGE SPEED: 96.445 Mph

MARGIN OF VICTORY: 23.67 Sec.


LAP LEADERS: Brassfield, 1-53.

FASTEST RACE LAP: Darin Brassfield, 1:10.130 (98.662 Mph)

FASTEST QUALIFIER: Max Jones, 1:08.573 (100.903 mph)

DURALT STAR OF THE RACE: Jim Derhaag

DURALT RISING STAR OF THE RACE: Glenn Fox & Jack Baldwin



CONTACT: JOHN CLAGETT

DATE: JUNE 23, 1990

RELEASE: TA-90-15

BRASSFIELD - TAKE TWO

PORTLAND, Ore. -- Darin Brassfield jumped out to the lead right out of the gate Saturday and never trailed again en route to his second win of the season Saturday at the SCCA Oldsmobile Trans-Am Classic race at Portland International Raceway.

Brassfield, of Los Gatos, Calif., started in the front row alongside polesitter Max Jones but beat Jones to the first turn and never looked back to claim his sixth career Trans-Am victory and Oldsmobile's fourth victory in-a-row. Jones, on the other hand, had tire problems throughout the race and finished 11th in his Mustang.

Brassfield, in a Neo Life Oldsmobile Cutlass Supreme, averaged a Trans-Am course record 96.445 miles-per-hour around the 1.922-mile circuit and beat closest competitor Robert Lappalainen by 23.67 seconds. Brassfield also broke the record for fastest race lap with a time of 1:10.130, beating Greg Pickett's seven-year-old record of 1:11.090.

Brassfield picked up 32 points for Saturday's winning effort, moving him into second place in the driver's standings with 96 points, behind Tommy Kendall's 103 points. Brassfield is the first driver to become a double winner this season, as he scored a wire-to-wire win at Sears Point earlier this season. Brassfield has led 120 of the 255 laps contested this year to lead all competitors. Rocketsports leads all teams with 141 laps in front, while Oldsmobile leads the manufacturers with 175 laps led.

Lappalainen's second-place finish moved him into a third-place tie in the driver's standings with Chris Kneifel at 91 points. It was Lappalainen's highest finish this season since the racer from Finland won the season opener at Phoenix.

Finishing third was Brassfield's teammate, Paul Gentilozzi. Gentilozzi, from Lansing, Mich., also had a third-place finish at Dallas in the third race this season.

Lyn St. James, from Ft. Lauderdale, finished fourth in the race plagued by numerous crashes. Among the crash victims were Tommy Kendall, Scott Sharp, Les Lindley, and Chris Kneifel. Kendall, the third-fastest qualifier, and Sharp had contact in the first turn, ending Sharp's day and causing severe damage to Kendall's ICI/Olivetti Beretta.

Lindley was in third place late in the contest when he went off in the turn one chicane to avoid a slower car. He wound up 16th.

Taking fifth place was Jim Derhaag of Chaska, Minn., in his Sign Art Chevrolet Camaro. Derhaag has now competed in 99 career Trans-Am races. Derhaag started 16th and his effort was rewarded with the ELF/DurAlt FC Star of the Race award.

The SCCA Trans-Am Championship heads to the Budweiser Cleveland Grand Prix on July 7.

### TRANS-AM CHAMPIONSHIP



KENWOOD



FINAL BOXSCORE  
 BUDWEISER CLEVELAND GRAND PRIX TRANS-AM  
 TRANS-AM ROUND 6  
 BUREAU LAKEFRONT AIRPORT  
 JULY 7, 1990, CLEVELAND, OHIO  
 42 LAPS OF 2.369-MILE CIRCUIT FOR 99.498 MILES

FN.	ST.	CR	DRIVER, HOMETOWN	SPONSOR/CAR	PTS.	PURSE-#	LP	STATUS	QUAL. TIME	QUAL. SPEED
1	1	01	Tommy Kendall, Glendale, CA	I.C.I./Olivetti/Chevrolet Beretta	34	\$12,050	42	Running	1:14.009	115.23
2	3	7	Paul Gentilozzi, Lansing, MI	Budweiser/Olds Cutlass Supreme	27	\$8,150	42	Running	1:14.648	114.24
3	11	5	Darin Brassfield, Los Gatos, CA	Neolife/Olds Cutlass Supreme	25	\$5,000	42	Running	1:15.096	113.56
4	4	1	Dorsey Schroeder, St. Louis, MO	Whistler/Ford Mustang	23	\$4,300	42	Running	1:14.362	114.68
5	2	15	Irv Hoerr, Peoria, IL	A/C Rochester/Olds Cutlass Supreme	21	\$4,600	42	Running	1:14.318	114.75
6	5	33	Scott Sharp, Wilton, CT	Newman-Sharp Racing/Olds Cutlass	19	\$4,000	42	Running	1:15.016	113.68
7	6	3	Chris Kneifel, Lake Forrest, IL	I.C.I./Olivetti/Chevrolet Beretta	18	\$2,600	42	Running	1:15.436	113.05
8	14	47	Ron Fellows, Ontario Canada,	Motorcraft/AER/Ford Mustang	17	\$2,400	42	Running	1:14.953	113.78
9	7	28	Jack Baldwin, Marietta, GA	Skoal Stop-N-Go/Chevrolet Camaro	16	\$2,400	42	Running	1:15.488	112.97
10	13	2	Max Jones, Long Beach, CA	Ford Motor Division Mustang	15	\$3,000	42	Running	1:15.151	113.48
11	19	4	Robert Lappalainen, Finland,	JPS/Roush Racing/Ford Mustang	14	\$2,800	42	Running	1:16.369	111.67
12	12	92	Bruce Jenner, Malibu, CA	Firestone/Olds Cutlass Supreme	13	\$1,600	41	Running	1:15.865	112.41
13	21	21	Wayne Akers, Lake Worth, FL	Wayne Akers Racing/Ford Mustang	12	\$1,900	41	Running	1:17.996	109.34
14	10	9	Dick Danielson, Hartland, WI	Danielson Racing/Olds Cutlass	11	\$2,200	41	Running	1:16.211	111.90
15	20	6	Randy Ruhlman, Concord, CA	Preformed/Olds Cutlass Supreme	10	\$1,000	41	Running	1:16.998	110.76
16	16	75	Paul Newman, Danbury, CT	Newman-Sharp Racing/Olds Cutlass	9	\$900	41	Running	1:17.030	110.71
17	22	40	Jim Derhaag, Chaska, MN	Sign-Art/Chevrolet Camaro	8	\$2,800	40	Running	1:17.382	110.21
18	38	99	Mark Pielsticker, Oakland, CA	Performance Plus/Chevrolet Camaro	7	\$700	40	Running	1:19.921	106.71
19	32	18	Glenn Fox, Albuquerque, NM	Casey Luna Ford Mustang	6	\$900	40	Running	1:19.233	107.63
20	30	09	John Brumder, Boulder, CO	Brumath Group Mtrspt/Olds Cutlass	5	\$500	40	Running	1:19.017	107.93
21	27	89	Jerry Clinton, St. Louis, MO	Michelob Dry/Chevrolet Camaro	4	\$500	40	Running	1:18.706	108.35
22	28	73	Brech Kauffman, Roscoe, IL	Aqua-Mag/Chevrolet Camaro	3	\$750	40	Running	1:18.747	108.30
23	35	22	Peter Deman, Ontario Canada,	Deman Racing/Chevrolet Corvette	2	\$500	40	Running	1:19.606	107.13
24	37	98	Phil Currin, Gainesville, FL	Currin Racing/Chevrolet Camaro	1	\$500	40	Running	1:19.921	106.83
25	24	10	Donald Sak, Dearborn, MI	Quality Construction/Olds Toronado	1	\$600	39	Spin	1:18.828	108.19
28	29	54	Richard Valentine, Braintree, MA	Pennzoil/Jiffy Lube/Chevy Camaro		\$400	39	Mech	1:18.932	108.04
27	26	30	Mike Kovacs, Danbury, CT	Team Duracell/Chevrolet Camaro		\$400	39	Running	1:18.236	109.00
28	40	29	Bd Hinchliff, Ypsilanti, MI	Chassis Research/Ford Mustang		\$400	39	Running	1:20.554	105.87
29	31	61	Tim Taylor, So. Lyon, MI	Crankshaft Craftsmen/Chevy Camaro			39	Running	1:19.173	107.71
30	43	76	Jerry Simmons, Ontario Canada,	True North Racing/Chevrolet Corvette			39	Running	1:21.112	105.14
31	33	11	Bob Zeeb, Avon, CO	Zeeb Racing/Ford Mustang			39	Running	1:19.252	107.61
32	8	55	Bob Sobey, Phoenix, AR	Harley Davidson Of Glendale Camaro		\$1,000	37	Mech	1:15.517	112.93
33	39	27	Rich Sloma, Cupertino, CA	Automotive Enterprise/Chevy Corvette			32	Running	1:20.172	106.37
34	9	63	Tom Gloy, Carmel Valley, CA	Gloy Sports/Chevrolet Beretta			19	Mech	1:15.577	112.84
35	41	17	Michael Kehoe, Brookfield, WI	Kehoe Racing/Pontiac Trans-Am			19	Mech	1:20.947	105.35
36	42	06	Oma Kimbrough, Colonial Hts., VA	Overbaugh Motor Racing/Chevy Camaro			18	Mech	1:20.980	105.31
37	23	57	Tony Brosio, Jr., Bargersville, IN	Brosio Racing Australia/Olds Cutlass			13	Mech	1:16.534	111.43
38	36	50	Bruce Nesbitt, Chicago, IL	Fluoroplate Special/Chevy Mustang			13	Mech	1:19.816	106.85
39	15	8	Les Lindley, Anaheim, CA	Barnard-F.S.I./Chevrolet Camaro		\$1,000	11	Crash	1:16.759	111.10
40	25	24	Rick Dittman, Mt. Prospect, IL	Fel-Pro/Pontiac Firebird			3	Mech	1:19.133	107.77
41	34	39	Craig Shafer, Somerset, PA	Shafer Motorsports/Olds Toronado			1	Mech	1:19.445	107.34
42	18	07	Lyn St.James, Ft. Lauderdale, FL	Ford Division Mustang		\$1,000	0	Crash	1:16.522	111.45
17	19		Steve Saleen, Anaheim, CA	General Tire/Saleen Mustang			0	Engine	1:17.067	110.66
48	41		Phil Kalusha, Ypsilanti, MI	Kalusha Racing/Pontiac Trans-Am			0	D.N.Q.	1:24.054	101.46
46	51		Bill Fuller, Kinder, LA	Fuller Race Cars/Chevrolet Camaro			0	D.N.Q.	1:23.371	102.29
49	66		Murray Edwards, Nova Scotia,	Cavendish Farms/Chevrolet Camaro			0	D.N.Q.	1:24.142	101.35
45	91		Jeff Jones, Brookline, MA	Nimrod Press/Cole Hersee Trans-Am			0	D.N.Q.	1:22.397	103.50
44	93		Douglas Mayr, Greenfield, WI	Blue Max Hand Cleaner/Chevy Camaro			0	D.N.Q.	1:22.366	103.54
47	26		Dan Furey, Columbus, OH	Power Technology Inc./Chevy Corvette			0	n.a.	1:23.597	102.01

Time of Race: 53 minutes, 19.34 seconds  
 Average Speed: 111.958 Miles-per-hour  
 Margin of Victory: 2.2599 seconds  
 Lap Leaders: Kendall, 1-42  
 Fastest Race Lap: N.A.  
 Fastest Qualifier: Tommy Kendall, 01:14.009 (115.23 Mph)

#- Includes qualifying and contingency payouts

1990 SCCA TRANS-AM CHAMPIONSHIP SEASON-AT-A-GLANCE

DATE	CIRCUIT	RACE DISTANCE (MILES)	# OF LPS	# OF ENT	# OF QU	# OF ST.	# OF FN.	VIC. MARGIN (SEC.)	# LD CNG	WEEKEND ATTENDANCE
March 10	Phoenix	99.120	42	39	36	35	23	8.616	3	90,000-2 day
May 6	Sears Point	100.920	40	39	38	38	26	0.254	0	22,000-3 day
June 3	Dallas	125.600	80	41	36	38	21	24.530	3	120,000-3 day
June 16	Detroit	100.000	40	41	39	40	25	7.052	1	176,365-2 day
June 23	Portland	101.866	53	29	28	29	17	23.670	0	62,000-2 day
July 7	Cleveland	99.498	42	49	49	42	30	2.260	0	58,000-2 day
July 15	Des Moines	-	-	-	-	-	-	-	-	-
July 29	Road Atlanta	-	-	-	-	-	-	-	-	-
Aug. 11	Watkins Glen	-	-	-	-	-	-	-	-	-
Aug. 19	Trois-Rivieres	-	-	-	-	-	-	-	-	-
Aug. 25	Denver	-	-	-	-	-	-	-	-	-
Sept. 9	Mosport Park	-	-	-	-	-	-	-	-	-
Sept. 15	Mid-Ohio	-	-	-	-	-	-	-	-	-
Sept. 22	Road America	-	-	-	-	-	-	-	-	-
Nov. 4	St. Petersburg	-	-	-	-	-	-	-	-	-
TOTALS		627.004	297	238	226	222	142	66.382	7	528,865
6-RACE AVG.		104.501	50	40	38	37	24	11.064	1.2	88,144

1990 TRANS-AM DRIVER'S SCOREBOARD

CIRCUIT	WINNER	WINNER'S		WINNER'S	
		SPEED (MPH)	FASTEST QUALIFIER	SPEED (MPH)	FASTEST RACE LAP
Phoenix	Lappalainen	60.009*	Schroeder	78.837*	Lappalainen 78.099*
Sears Point	Brassfield	81.822	Brassfield	95.847	Brassfield 93.641*
Dallas	Hoerr	76.452*	Kendall #	80.171*	Hoerr 78.405*
Detroit	Sharp	59.125	Kendall	77.604*	Schroeder 77.152*
Portland	Brassfield	96.445*	Jones	100.903*	Hoerr 99.557*
Cleveland	Kendall	111.958*	Kendall	115.235*	N.A.
Des Moines	-	-	-	-	-
Road Atlanta	-	-	-	-	-
Watkins Glen	-	-	-	-	-
Trois-Rivieres	-	-	-	-	-
Denver	-	-	-	-	-
Mosport Park	-	-	-	-	-
Mid-Ohio	-	-	-	-	-
Road America	-	-	-	-	-
St. Petersburg	-	-	-	-	-

\*-Denotes Record

#-Started 6th on the grid



TRANS-AM CHAMPIONSHIP



KENWOOD



FINAL BOXSORE  
 Ruan Greater Des Moines Grand Prix  
 Trans-Am Round 7  
 Des Moines  
 July 15, 1990, Des Moines, Iowa  
 69 laps of 1.8-mile circuit for 124.2 miles

FN.ST.CB	PS.PS #	DRIVER, HOMETOWN	SPONSOR/CAR	PTS.	PURSB-#	LP	STATUS	QUAL. TIME	QUAL. SPBD
1	2	01 Tommy Kendall, Glendale, CA	I.C.I./Olivetti/Chevrolet Beretta	32	\$12,850	69	Running	1:30.405	74.823
2	3	3 Chris Kneifel, Lake Forrest, IL	I.C.I./Olivetti/Chevrolet Beretta	27	\$8,900	69	Running	1:30.792	74.504
3	10	5 Darin Brassfield, Los Gatos, CA	Neolife/Olds Cutlass Supreme	25	\$8,250	69	Running	1:32.718	72.956
4	8	55 Bob Sobey, Phoenix, AR	Harley Davidson Of Glendale Camaro	23	\$7,700	67	Running	1:32.612	73.040
5	11	15 Irv Hoerr, Peoria, IL	A/C Rochester/Olds Cutlass Supreme	21	\$7,500	67	Running	1:32.904	72.810
6	16	40 Jim Derhaag, Chaska, MN	Sign-Art/Chevrolet Camaro	19	\$7,000	67	Running	1:33.778	72.132
7	22	11 Bob Zeeb, Avon, CO	Zeeb Racing/Ford Mustang	18	\$4,700	66	Running	1:35.164	71.081
8	4	28 Jack Baldwin, Marietta, GA	Casey's/Skoal/Chevrolet Z28 Camaro	17	\$4,300	66	Running	1:31.131	74.227
9	21	9 Dick Danielson, Hartland, WI	Danielson Racing/Olds Cutlass	16	\$4,500	66	Running	1:35.132	71.105
10	6	4 Robert Lappalainen, Finland, WI	JPS/Roush Racing/Ford Mustang	15	\$4,200	64	Running	1:31.848	73.647
11	17	47 Ron Fellows, Ontario Canada,	Motorcraft/ABB/Ford Mustang	14	\$2,900	64	Running	1:33.969	71.985
12	34	09 John Brumder, Boulder, CO	Brumath Group Motorsports/Olds	13	\$2,600	63	Running	1:41.326	66.758
13	18	19 Steve Saleen, Anaheim, CA	General Tire/Saleen Mustang	12	\$2,400	62	Fuel	1:34.035	71.934
14	28	29 Ed Hinchliff, Ypsilanti, MI	Chassis Research/Ford Mustang	11	\$2,925	62	Running	1:38.876	68.412
15	24	54 Richard Valentine, Braintree, MA	Pennzoil/Jiffy Lube/Chevy Camaro	10	\$2,100	61	Running	1:37.267	69.544
16	20	57 Tony Broso, Jr., Bargersville, IN	Broso Racing Australia/Olds Cutlass	9	\$2,150	58	Mech.	1:34.569	71.528
17	12	21 Wayne Akers, Lake Worth, FL	Wayne Akers Racing/Ford Mustang	8	\$1,700	54	Mech.	1:33.382	72.437
18	27	18 Glenn Fox, Albuquerque, NM	Spirit of Cherokee Nation/Mustang	7	\$1,600	54	Mech.	1:38.459	68.702
19	32	31 Harold Janke, Pender, NB	Janke Auto Sales/Olds Cutlass	6	\$1,500	54	Tires	1:40.008	67.638
20	9	8 Les Lindley, Anaheim, CA	Barnard-F.S.I./Chevrolet Camaro	5	\$2,400	51	Mech.	1:32.639	73.018
21	30	89 Jerry Clinton, St. Louis, MO	Michelob Dry/Looper Racing Camaro	4	\$1,300	51	Mech.	1:38.919	68.383
22	31	73 Brech Kauffman, Roscoe, IL	Aqua-Mag/E&R Additives/Chevy Camaro	3	\$1,200	48	Mech.	1:39.714	67.838
23	1	33 Scott Sharp, Wilton, CT	Newman-Sharp Racing/Olds Cutlass	5	\$4,395	46	Crash	1:30.397	74.829
24	33	30 Mike Kovacs, Danbury, CT	Team Duracell/Chevrolet Camaro	1	\$1,000	41	Crash	1:40.018	67.631
25	15	6 Randy Ruhlman, Concord, CA	Preformed/Olds Cutlass Supreme	1	\$900	35	N.A.	1:33.774	72.135
26	13	07 Lyn St. James, Ft. Lauderdale, FL	Ford Division Mustang		\$1,800	33	Mech.	1:33.640	72.238
27	14	63 Tom Gloy, Carmel Valley, CA	Gloy Sports/Chevrolet Beretta		\$700	28	Mech.	1:33.762	72.144
28	25	50 Bruce Nesbitt, Chicago, IL	Fluoroplate Special/Chevy Camaro		\$600	24	Mech.	1:37.405	69.446
29	29	93 Douglas Mayr, Greenfield, WI	Blue Max Hand Cleaner/Chevy Camaro		\$500	24	Running	1:38.903	68.394
30	5	2 Max Jones, Long Beach, CA	Ford Motor Division Mustang		\$1,600	18	Mech.	1:31.694	73.771
31	7	7 Paul Gentilozzi, Lansing, MI	Budweiser/Olds Cutlass Supreme		\$1,000	17	Mech.	1:32.221	73.349
32	19	92 Bruce Jenner, Malibu, CA	Firestone/Olds Cutlass Supreme			15	Mech.	1:34.315	71.721
33	23	99 Mark Pielsticker, Oakland, CA	Performance Plus/Chevrolet Camaro			12	Mech.	1:35.955	70.495
34	26	27 Rich Sloma, Cupertino, CA	Automotive Enterprise/Chevy Corvette			10	Mech.	1:38.361	68.771
35	35	90 Jim Maguire, Glendale, AZ	Embassy Suites/Pontiac Trans-Am			4	Mech.	1:46.283	63.645
	36	66 Noah Lacona, Des Moines, Ia	Noah's Ark Restaurant/Chevy Corvette				DNS D.N.Q.	1:47.995	62.636

Time of Race: 1 hours, 49 minutes 11.4 seconds  
 Average Speed: 71.243 Miles-per-hour  
 Margin of Victory: 29.639 seconds  
 Lap Leaders: Sharp, 1-11; Kendall, 12-15; Sharp, 16-24;  
 Kendall, 25-69.  
 Fastest Race Lap: Scott Sharp, 1:32.386 (73.218 Mph)  
 Fastest Qualifier: Scott Sharp, 1:30.397 (74.829 Mph)

#- Includes qualifying and contingency payouts

1990 SCCA TRANS-AM CHAMPIONSHIP SEASON-AT-A-GLANCE

DATE	CIRCUIT	RACE DISTANCE (MILES)	# OF LPS	# OF ENT	# OF QU	# OF ST.	# OF FN.	VIC. MARGIN (SEC.)	# LD CNG	WEEKEND ATTENDANCE
March 10	Phoenix	99.120	42	39	36	35	23	8.616	3	90,000-2 day
May 6	Sears Point	100.920	40	39	38	38	26	0.254	0	22,000-3 day
June 3	Dallas	125.600	80	41	36	38	21	24.530	3	120,000-3 day
June 16	Detroit	100.000	40	41	39	40	25	7.052	1	176,365-2 day
June 23	Portland	101.866	53	29	28	29	17	23.670	0	62,000-2 day
July 7	Cleveland	99.498	42	49	49	42	30	2.260	0	58,000-2 day
July 15	Des Moines	124.200	69	36	36	35	15	29.639	3	98,000-3 day
July 29	Road Atlanta	-	-	-	-	-	-	-	-	-
Aug. 11	Watkins Glen	-	-	-	-	-	-	-	-	-
Aug. 19	Trois-Rivieres	-	-	-	-	-	-	-	-	-
Aug. 25	Denver	-	-	-	-	-	-	-	-	-
Sept. 9	Mosport Park	-	-	-	-	-	-	-	-	-
Sept. 15	Mid-Ohio	-	-	-	-	-	-	-	-	-
Sept. 22	Road America	-	-	-	-	-	-	-	-	-
Nov. 4	St. Petersburg	-	-	-	-	-	-	-	-	-
TOTALS		751.204	366	274	262	257	157	96.021	10	626,865
7-RACE AVG.		107.315	52	39	37	38	22	13.717	1.4	89,552

1990 TRANS-AM DRIVER'S SCOREBOARD

CIRCUIT	WINNER	WINNER'S				
		SPEED (MPH)	FASTEST QUALIFIER	SPEED (MPH)	FASTEST RACE LAP	SPEED (MPH)
Phoenix	Lappalainen	60.009*	Schroeder	78.837*	Lappalainen	78.099*
Sears Point	Brassfield	81.822	Brassfield	95.847	Brassfield	93.641*
Dallas	Hoerr	76.452*	Kendall #	80.171*	Hoerr	78.405*
Detroit	Sharp	59.125	Kendall	77.604*	Schroeder	77.152*
Portland	Brassfield	96.445*	Jones	100.903*	Hoerr	99.557*
Cleveland	Kendall	111.958*	Kendall	115.235*	Kendall	114.181*
Des Moines	Kendall	71.243*	Sharp	74.829*	Sharp	73.218*
Road Atlanta	-	-	-	-	-	-
Watkins Glen	-	-	-	-	-	-
Trois-Rivieres	-	-	-	-	-	-
Denver	-	-	-	-	-	-
Mosport Park	-	-	-	-	-	-
Mid-Ohio	-	-	-	-	-	-
Road America	-	-	-	-	-	-
St. Petersburg	-	-	-	-	-	-

\*-Denotes Record

#-Started 6th on the grid



KENWOOD



FINAL BOXSCORE  
 SCCA Trans-Am Championship Round 8  
 Olivetti Trans-Am Weekend  
 Road Atlanta  
 July 29 1990. Braselton, Georgia

FN.	ST.	CE	DRIVER.	HOMETOWN	SPONSOR/CAR	PTS.	PURSE-#	LP	STATUS	QUAL. TIME	QUAL. SPEED
1	1	01	Tommy Kendall,	La Canada, CA	I.C.I./Olivetti/Chevrolet Beretta	34	\$11,050	40	Running	1:22.115	110.47
2	5	5	Darin Brassfield,	Los Gatos, CA	Neo Life/Olds Cutlass Supreme	28	\$8,245	40	Running	1:22.952	109.36
3	2	33	Scott Sharp,	Wilton, CT	Newman-Sharp Racing/Olds Cutlass	26	\$6,750	40	Running	1:22.332	110.18
4	3	47	Ron Fellows,	Ontario Canada,	Motorcraft/ABR/Ford Mustang	23	\$4,400	40	Running	1:22.618	109.80
5	9	4	Robert Lappalainen,	Finland,	JPS/Roush Racing/Ford Mustang	21	\$4,000	40	Running	1:23.650	108.45
6	6	15	Irv Hoerr,	Peoria, IL	A/C Rochester/Olds Cutlass Supreme	19	\$3,800	40	Running	1:23.028	109.26
7	7	55	Bob Sobey,	Phoenix, AR	Harley Davidson Of Glendale Camaro	18	\$3,800	40	Running	1:23.112	109.15
8	16	6	Randy Ruhlman,	Concord, CA	Preformed/Olds Cutlass Supreme	17	\$5,550	39	Running	1:24.416	107.46
9	22	57	Tony Broso, Jr.,	Bargersville, IN	Broso Racing Australia/Olds Cutlass	16	\$2,400	39	Running	1:26.021	105.46
10	13	07	Lyn St. James,	Ft. Lauderdale, FL	Ford Division Mustang	15	\$3,000	39	Running	1:24.035	107.95
11	20	74	George Robinson,	Houston, Tx	74 Hunting Ranch/Ford Mustang	14	\$1,800	39	Running	1:24.700	107.10
12	10	28	Jack Baldwin,	Marietta, GA	Stop-N-Go Skoal/Chevrolet Z28 Camaro	13	\$1,600	39	Running	1:23.682	108.41
13	12	75	Paul Newman,	Danbury, CT	Newman-Sharp Racing/Olds Cutlass	12	\$1,400	39	Running	1:23.836	108.21
14	19	30	Mike Kovacs,	Danbury, CT	Team Duracell/Chevrolet Camaro	11	\$1,200	39	Running	1:24.677	107.13
15	25	50	Bruce Nesbitt,	Chicago, IL	Fluoroplate Special/Chevy Camaro	10	\$1,000	39	Running	1:26.747	104.58
16	27	18	Glenn Fox,	Albuquerque, NM	Casey Luna Ford/Ford Mustang	9	\$2,900	39	Running	1:26.974	104.30
17	24	19	Steve Saleen,	Anaheim, CA	General Tire/Saleen Mustang	8	\$1,800	38	Running	1:26.408	104.99
18	30	99	Phil Currin,	Gainesville, FL	Currin Racing/Chevrolet Camaro	7	\$700	38	Running	1:27.742	103.39
19	31	10	Donald Sak,	Dearborn, Mi	Quality Construction/Olds Toronado	6	\$600	38	Running	1:28.013	103.07
20	29	89	Jerry Clinton,	St. Louis, MO	Michelob Dry/Looper Racing Camaro	5	\$2,500	38	Running	1:27.433	103.75
21	17	40	Jim Derhaag,	Chaska, MN	Sign-Art/Chevrolet Camaro	4	\$1,500	37	Running	1:24.537	107.31
22	8	7	Paul Gentilozzi,	Lansing, MI	Budweiser/Olds Cutlass Supreme	3	\$1,500	34	Running	1:23.355	108.83
23	4	3	Chris Kneifel,	Lake Forrest, IL	I.C.I./Olivetti/Chevrolet Beretta	2	\$800	31	Engine	1:22.619	109.80
24	18	2	Max Jones,	Long Beach, CA	Ford Motor Division Mustang	1	\$1,500	23	Running	1:24.571	107.27
25	32	93	Douglas Mayr,	Greenfield, WI	Blue Max Hand Cleaner/Chevy Camaro	1	\$500	22	Mech	1:28.219	102.83
26	26	73	Brech Kauffman,	Roscoe, IL	Aqua-Mag/K&E Additives/Chevy Camaro	1	\$400	20	Trans	1:26.751	104.57
27	28	49	Jerry Brassfield,	Los Gatos, Ca	Neo-Life/Oldsmobile Cutlass Supreme	1	\$400	18	Mech	1:27.006	104.26
28	11	9	Dick Danielson,	Hartland, WI	Danielson Racing/Olds Cutlass	1	\$1,400	17	Mech	1:23.808	108.24
29	14	8	Les Lindley,	Anaheim, CA	Barnard-F.S.I./Chevrolet Camaro	1	\$1,000	10	Mech	1:24.050	107.93
30	23	54	Richard Valentine,	Braintree, MA	Pennzoil/Jiffy Lube/Chevy Camaro	1		10	Mech	1:26.340	105.07
31	21	21	Wayne Akers,	Lake Worth, FL	Wayne Akers Racing/Ford Mustang	1	\$2,000	1	Crash	1:24.774	107.01
32	15	97	Scott Lagasse,	St. Augustine, FL	Morrison Motorsports/Corvette	1		0	Crash	1:24.253	107.67
			98 Robert Mullins,	Dallas, Tx	Sears Pest/B.D.Evans/Pontiac Firebird				D.N.S.	1:30.235	100.53
			51 Bill Fuller,	Kinder, LA	Fuller Race Cars/Chevrolet Camaro				D.N.Q.	No Time	

Time of Race: 57 minutes. 29.397 seconds  
 Average Speed: 105.201 Miles-per-hour  
 Margin of Victory: 2.5259 seconds  
 Lap Leaders: Kendall, 1-7; D. Brassfield, 8-19;  
 Sharp, 20-29; Kendall, 30-40.  
 Fastest Race Lap: Darin Brassfield, 1:23.575 (108.549 Mph)  
 Fastest Qualifier: Tommy Kendall, 1:22.115 (110.47 Mph)

#- Includes qualifying and contingency payouts



1990 SCCA TRANS-AM CHAMPIONSHIP SEASON-AT-A-GLANCE

DATE	CIRCUIT	RACE DISTANCE (MILES)	# OF LPS	# OF ENT	# OF QU	# OF ST.	# OF FN.	VIC. MARGIN (SEC.)	# LD CNG	WEEKEND ATTENDANCE
March 10	Phoenix	99.120	42	39	36	35	23	8.616	3	90,000-2 day
May 6	Sears Point	100.920	40	39	38	38	26	0.254	0	22,000-3 day
June 3	Dallas	125.600	80	41	36	38	21	24.530	3	120,000-3 day
June 16	Detroit	100.000	40	41	39	40	25	7.052	1	176,365-2 day
June 23	Portland	101.866	53	29	28	29	17	23.670	0	62,000-2 day
July 7	Cleveland	99.498	42	49	49	42	30	2.260	0	58,000-2 day
July 15	Des Moines	124.200	69	36	36	35	15	29.639	3	98,000-3 day
July 29	Road Atlanta	100.800	40	34	33	32	23	2.526	3	30,000-3 day
Aug. 11	Watkins Glen	-	-	-	-	-	-	-	-	-
Aug. 19	Trois-Rivieres	-	-	-	-	-	-	-	-	-
Aug. 25	Denver	-	-	-	-	-	-	-	-	-
Sept. 9	Mosport Park	-	-	-	-	-	-	-	-	-
Sept. 15	Mid-Ohio	-	-	-	-	-	-	-	-	-
Sept. 22	Road America	-	-	-	-	-	-	-	-	-
Nov. 4	St. Petersburg	-	-	-	-	-	-	-	-	-
TOTALS		852.004	406	308	295	289	180	98.547	13	656,365
8-RACE AVG.		106.500	51	39	37	36	23	12.318	1.6	82,045

1990 TRANS-AM DRIVER'S SCOREBOARD

CIRCUIT	WINNER	WINNER'S		WINNER'S	
		SPEED (MPH)	FASTEST QUALIFIER	SPEED (MPH)	FASTEST RACE LAP
Phoenix	Lappalainen	60.009*	Schroeder	78.837*	Lappalainen
Sears Point	Brassfield	81.822	Brassfield	95.847	Brassfield
Dallas	Hoerr	76.452*	Kendall #	80.171*	Hoerr
Detroit	Sharp	59.125	Kendall	77.604*	Schroeder
Portland	Brassfield	96.445*	Jones	100.903*	Hoerr
Cleveland	Kendall	111.958*	Kendall	115.235*	Kendall
Des Moines	Kendall	71.243*	Sharp	74.829*	Sharp
Road Atlanta	Kendall	105.201*	Kendall	110.479	Brassfield
Watkins Glen	-	-	-	-	-
Trois-Rivieres	-	-	-	-	-
Denver	-	-	-	-	-
Mosport Park	-	-	-	-	-
Mid-Ohio	-	-	-	-	-
Road America	-	-	-	-	-
St. Petersburg	-	-	-	-	-

\*-Denotes Record

#-Started 6th on the grid

TRANS-AM CHAMPIONSHIP



FINAL BOXSCORE  
 SCCA Trans-Am Championship Round 9  
 Champion/NAPA Trans-Am  
 Watkins Glen International  
 Aug. 11 1990. Watkins Glen, N.Y.  
 42 laps of 2.428-mile circuit for 101.976 miles

FN.	ST.	CR.	PS.	PS #	DRIVER.	HOMETOWN	SPONSOR/CAR	PTS.	PURSE-#	LP	STATUS	QUAL. TIME	QUAL. SPEED
1	8	3			Chris Kneifel.	Lake Forrest, IL	I.C.I./Olivetti/Chevrolet Beretta	32	\$8,750	42	Running	1:09.810	125.20
2	4	01			Tom Kendall.	La Canada, CA	I.C.I./Olivetti/Chevrolet Beretta	27	\$7,300	42	Running	1:09.447	125.86
3	2	47			Bon Fellows.	Ontario Canada.	Motorcraft/ABB/Ford Mustang	25	\$5,600	42	Running	1:09.436	125.88
4	6	5			Darin Brassfield.	Los Gatos, CA	Neo Life/Olds Cutlass Supreme	23	\$4,750	42	Running	1:09.534	125.70
5	17	40			Jim Derhaag.	Chaska, MN	Sign-Art/Chevrolet Camaro	21	\$6,150	42	Running	1:10.787	123.48
6	10	2			Max Jones.	Long Beach, Ca	Whistler/Ford Mustang	19	\$3,800	42	Running	1:09.891	125.06
7	14	28			Jack Baldwin.	Marietta, GA	Stop-N-Go Skoal/Chevrolet Z28 Camaro	18	\$2,900	42	Running	1:10.562	123.87
8	1	1			Dorsey Schroeder.	St. Louis, MO	Sisapa/Ford Mustang	20	\$3,695	42	Running	1:09.390	125.96
9	9	33			Scott Sharp.	Wilton, CT	Newman-Sharp Racing/Olds Cutlass	16	\$3,200	42	Running	1:09.826	125.17
10	19	55			Bob Sobey.	Phoenix, AR	Harley Davidson Of Glendale Camaro	15	\$3,000	42	Running	1:11.217	122.73
11	5	4			Robert Lappalainen.	Finland.	JPS/Roush Racing/Ford Mustang	14	\$3,000	41	Running	1:09.488	125.78
12	12	6			Bandy Ruhlman.	Concord, CA	Preformed/Olds Cutlass Supreme	13	\$3,250	41	Running	1:10.270	124.38
13	21	19			Steve Saleen.	Anaheim, CA	General Tire/Saleen Mustang	12	\$1,400	41	Running	1:11.624	122.03
14	7	15			Irv Hoerr.	Peoria, IL	A/C Rochester/Olds Cutlass Supreme	11	\$2,200	41	Running	1:09.678	125.44
15	15	8			Les Lindley.	Anaheim, CA	Barnard-F.S.I./Chevrolet Camaro	10	\$2,000	41	Running	1:10.572	123.85
16	24	89			Jerry Clinton.	St. Louis, MO	Michelob Dry/Looper Racing Camaro	9	\$1,400	40	Running	1:13.436	119.02
17	25	93			Douglas Mayr.	Greenfield, WI	Blue Max Hand Cleaner/Chevy Camaro	8	\$800	40	Running	1:13.440	119.01
18	27	39			Craig Shafer.	Somerset, PA	Shafer Motorsports/Olds Toronado	7	\$700	40	Running	1:14.132	117.90
19	33	91			Jeff Jones.	Brookline, MA	Nimrod Press/Pontiac Trans-Am	6	\$600	40	Running	1:16.170	114.75
20	26	73			Brech Kauffman.	Roscoe, IL	Aqua-Mag/K&K Additives/Chevy Camaro	5	\$1,000	40	Running	1:14.094	117.96
21	22	21			Wayne Akers.	Lake Worth, FL	Wayne Akers Racing/Ford Mustang	4	\$1,000	40	Running	1:12.781	120.09
22	28	29			Ed Hinchliff.	Ypsilanti, MI	Chassis Research/Ford Mustang	3	\$1,100	39	Running	1:14.204	117.79
23	23	54			Richard Valentine.	Braintree, MA	Pennzoil/Jiffy Lube/Chevy Camaro	2	\$1,000	39	Running	1:12.819	120.03
24	34	48			Clint Welding.	Horseheads, NY	Serengetti Eyewear/Chevrolet Camaro	1	\$500	38	Running	1:16.685	113.98
25	32	76			Jerry Simmons.	Ontario Canada.	True North Racing/Chevrolet Corvette	1	\$500	37	Running	1:15.105	116.38
26	16	07			Lyn St.James.	Pt. Lauderdale, FL	Motorcraft/Ford Division Mustang		\$1,400	35	Crash	1:10.778	123.49
27	29	18			Glenn Fox.	Albuquerque, NM	Casey Luna Ford/Ford Mustang		\$1,000	33	Axle	1:14.228	117.75
28	31	22			Peter Deman.	Ontario Canada.	Deman Racing/Chevrolet Corvette		\$400	28	Mechanic.	1:14.843	116.78
29	11	9			Dick Danielson.	Hartland, WI	Danielson Racing/Olds Cutlass Supreme		\$1,000	26	Frame	1:10.241	124.44
30	20	74			George Robinson.	Houston, Tx	74 Hunting Ranch/Ford Mustang			18	Axle	1:11.617	122.04
31	13	57			Tony Broso, Jr..	Bargersville, IN	Broso Racing Australia/Olds Cutlass		\$500	16	Mechanic.	1:10.427	124.11
32	18	30			Mike Kovacs.	Danbury, CT	Team Duracell/Chevrolet Camaro			15	Mechanic.	1:11.030	123.05
33	3	7			Paul Gentilozzi.	Lansing, MI	Budweiser/Olds Cutlass Supreme		\$1,400	12	Engine	1:09.437	125.88
34	30	10			Donald Sak.	Dearborn, Mi	Quality Construction/Olds Toronado			0	Crash	1:14.628	117.12
		75			Paul Newman.	Danbury, CT	Newman-Sharp Racing/Olds Cutlass			0	W.D.	No Time	

Time of race: 54:08.863  
 Winner's Average Speed: 112.990 Mph  
 Margin of Victory: .533 seconds  
 Lap Leaders: Schroeder, 1-21; Kendall, 22-42.  
 Fastest Race Lap: Dorsey Schroeder, 1:10.767 (123.515 Mph)  
 Fastest Qualifier: Dorsey Schroeder, 1:09.390 (125.966 Mph)

#- Includes qualifying and contingency payouts

# 1990 SCCA TRANS-AM CHAMPIONSHIP SEASON-AT-A-GLANCE

DATE	CIRCUIT	RACE DISTANCE (MILES)	# OF LPS	# OF ENT	# OF QU	# OF ST.	# OF FN.	VIC. MARGIN (SEC.)	# LD CNG	WEEKEND ATTENDANCE
March 10	Phoenix	99.120	42	39	36	35	23	8.616	3	90,000-2 day
May 6	Sears Point	100.920	40	39	38	38	26	0.254	0	22,000-3 day
June 3	Dallas	125.600	80	41	36	38	21	24.530	3	120,000-3 day
June 16	Detroit	100.000	40	41	39	40	25	7.052	1	176,365-2 day
June 23	Portland	101.866	53	29	28	29	17	23.670	0	62,000-2 day
July 7	Cleveland	99.498	42	49	49	42	30	2.260	0	58,000-2 day
July 15	Des Moines	124.200	69	36	36	35	15	29.639	3	98,000-3 day
July 29	Road Atlanta	100.800	40	34	33	32	23	2.526	3	30,000-3 day
Aug. 11	Watkins Glen	101.976	42	35	34	34	25	0.533	1	140,000-2 day
Aug. 19	Trois-Rivieres	-	-	-	-	-	-	-	-	-
Aug. 25	Denver	-	-	-	-	-	-	-	-	-
Sept. 9	Mosport Park	-	-	-	-	-	-	-	-	-
Sept. 15	Mid-Ohio	-	-	-	-	-	-	-	-	-
Sept. 22	Road America	-	-	-	-	-	-	-	-	-
Nov. 4	St. Petersburg	-	-	-	-	-	-	-	-	-
TOTALS		953.980	448	343	329	323	205	99.080	14	796,365
9-RACE AVG.		105.998	50	38	37	36	23	11.009	1.5	88,485

## 1990 TRANS-AM DRIVER'S SCOREBOARD

CIRCUIT	WINNER	WINNER'S				
		SPEED (MPH)	FASTEST QUALIFIER	SPEED (MPH)	FASTEST RACE LAP	SPEED (MPH)
Phoenix	Lappalainen	60.009*	Schroeder	78.837*	Lappalainen	78.099*
Sears Point	Brassfield	81.822	Brassfield	95.847	Brassfield	93.641*
Dallas	Hoerr	76.452*	Kendall #	80.171*	Hoerr	78.405*
Detroit	Sharp	59.125	Kendall	77.604*	Schroeder	77.152*
Portland	Brassfield	96.445*	Jones	100.903*	Hoerr	99.557*
Cleveland	Kendall	111.958*	Kendall	115.235*	Kendall	114.181*
Des Moines	Kendall	71.243*	Sharp	74.829*	Sharp	73.218*
Road Atlanta	Kendall	105.201*	Kendall	110.479	Brassfield	108.549*
Watkins Glen	Kneifel	112.990*	Schroeder	125.960**	Schroeder	123.515**
Trois-Rivieres	-	-	-	-	-	-
Denver	-	-	-	-	-	-
Mosport Park	-	-	-	-	-	-
Mid-Ohio	-	-	-	-	-	-
Road America	-	-	-	-	-	-
St. Petersburg	-	-	-	-	-	-

\*-Denotes Track Record

\*\*-Denotes All-Time Trans-Am Record

#-Started 6th on the grid



Final Boxscore  
 SCCA Trans-Am Championship Round 10  
 Grand Prix de Trois-Rivieres  
 August 19 1990, Trois-Rivieres, Quebec  
 50 laps of 1.6-mile circuit for 80 miles

FN.	ST.	CB	PS.	PS	DRIVER, HOMETOWN	SPONSOR/CAR	PTS.	PURSE-*	LP	STATUS	QUAL. TIME	QUAL. SPEED
1	8	01			Tom Kendall, La Canada, CA	I.C.I./Olivetti/Chevrolet Beretta	31	\$10,645	50	Running	1:05.641	87.750
2	3	15			Irv Hoerr, Peoria, IL	A/C Rochester/Olds Cutlass Supreme	28	\$8,450	50	Running	1:04.987	88.633
3	7	47			Bon Fellows, Ontario Canada,	Mackenzie Financial/Ford Mustang	25	\$6,300	50	Running	1:05.633	87.760
4	5	2			Max Jones, Long Beach, CA	Ford Motor Division Mustang	23	\$5,500	50	Running	1:05.050	88.547
5	18	19			Steve Saleen, Anaheim, Ca	General Tire/Saleen Mustang	21	\$6,500	50	Running	1:08.118	84.559
6	11	40			Jim Derhaag, Chaska, MN	Sign-Art/Chevrolet Camaro	19	\$4,100	50	Running	1:06.468	86.658
7	12	21			Wayne Akers, Lake Worth, FL	Wayne Akers Racing/Ford Mustang	18	\$4,075	50	Running	1:06.597	86.490
8	15	4			Robert Lappalainen, Finland,	JPS/Boush Racing/Ford Mustang	17	\$3,700	49	Mech.	1:07.489	85.347
9	1	28			Jack Baldwin, Marietta, GA	Stop-N-Go Skoal/Chevy Camaro	19	\$3,700	49	Running	1:04.892	88.762
10	9	7			Paul Gentilozzi, Lansing, MI	Budweiser/Olds Cutlass Supreme	15	\$3,300	48	Susp.	1:06.324	86.846
11	21	18			Glenn Fox, Albuquerque, NM	Casey Luna Ford/Ford Mustang	14	\$2,800	48	Running	1:10.569	81.622
12	24	22			Peter Deman, Ontario Canada,	Deman Racing/Chevrolet Corvette	13	\$1,900	48	Running	1:11.333	80.748
13	22	76			Jerry Simmons, Ontario Canada,	True North Racing/Chevy Corvette	12	\$1,700	47	Running	1:11.105	81.006
14	4	3			Chris Kneifel, Lake Forrest, IL	I.C.I./Olivetti/Chevrolet Beretta	11	\$1,800	46	Running	1:05.015	88.594
15	23	29			Ed Hinchliff, Ypsilanti, MI	Chassis Research/Ford Mustang	10	\$1,300	46	Running	1:11.187	80.913
16	16	30			Mike Kovacs, Danbury, CT	Team Duracell/Chevrolet Camaro	9	\$1,200	44	Mech.	1:07.696	85.086
17	20	54			Richard Valentine, Braintree, MA	Pennzoil/Jiffy Lube/Chevy Camaro	8	\$1,600	44	Mech.	1:10.292	81.943
18	10	5			Darin Brassfield, Los Gatos, CA	Neo Life/Olds Cutlass Supreme	7	\$1,000	38	Engine	1:06.425	86.714
19	2	55			Bob Sobey, Phoenix, AZ	Harley Davidson Of Glendale Camaro	8	\$1,500	28	Mech.	1:04.979	88.644
20	17	8			Les Lindley, Anaheim, CA	Barnard-F.S.I./Chevrolet Camaro	5	\$1,800	27	Crash	1:07.816	84.935
21	25	91			Ted Sullivan, Hampton, CT	Nimrod Press/Cole Hersee/Trans-Am	4	\$800	23	Mech.	1:26.540	66.558
22	6	33			Scott Sharp, Wilton, CT	Newman-Sharp Racing/Olds Cutlass	3	\$1,800	20	Engine	1:05.389	88.088
23	19	89			Jerry Clinton, St. Louis, MO	Michelob Dry/Looper Racing Camaro	2	\$1,300	9	Axle	1:09.563	82.802
24	14	6			Bandy Ruhlman, Concord, CA	Preformed/Olds Cutlass Supreme	1	\$1,300	6	Mech.	1:07.452	85.394
25	13	9			Dick Danielson, Hartland, WI	Danielson Racing/Olds Cutlass	1	\$1,800	0	Crash	1:07.060	85.893

Time of Race: 1 hours, 6 minutes, 47.85 seconds  
 Average Speed: 71.858 Miles-per-hour  
 Margin of Victory: 3.587 seconds  
 Lap Leaders: Sobey, 1-5; Baldwin, 6-15; Sobey, 16-28;  
 Kendall, 29-39; Hoerr, 40-44; Kendall, 46-50.  
 Fastest Race Lap: Tom Kendall, 1:05.702 (87.668 Mph)  
 Fastest Qualifier: Jack Baldwin, 1:04.892 (88.762 Mph)

\*- Includes qualifying and contingency payouts

1990 SCCA TRANS-AM CHAMPIONSHIP SEASON-AT-A-GLANCE

DATE	CIRCUIT	RACE DISTANCE (MILES)	# OF LPS	# OF ENT	# OF QU	# OF ST.	# OF FN.	VIC. MARGIN (SEC.)	# LD CNG	WEEKEND ATTENDANCE
March 10	Phoenix	99.120	42	39	36	35	23	8.616	3	90,000-2 day
May 6	Sears Point	100.920	40	39	38	38	26	0.254	0	28,000-3 day
June 3	Dallas	125.600	80	41	36	38	21	24.530	3	120,000-3 day
June 16	Detroit	100.000	40	41	39	40	25	7.052	1	176,365-2 day
June 23	Portland	101.866	53	29	28	29	17	23.670	0	62,000-2 day
July 7	Cleveland	99.498	42	49	49	42	30	2.260	0	58,000-2 day
July 15	Des Moines	124.200	69	36	36	35	15	29.639	3	98,000-3 day
July 29	Road Atlanta	100.800	40	34	33	32	23	2.526	3	30,000-3 day
Aug. 11	Watkins Glen	101.976	42	35	34	34	25	0.533	1	140,000-2 day
Aug. 19	Trois-Rivieres	80.000	50	26	24	25	13	3.587	5	46,000-3 day
Aug. 25	Denver	-	-	-	-	-	-	-	-	-
Sept. 9	Mosport Park	-	-	-	-	-	-	-	-	-
Sept. 15	Mid-Ohio	-	-	-	-	-	-	-	-	-
Sept. 22	Road America	-	-	-	-	-	-	-	-	-
Nov. 4	St. Petersburg	-	-	-	-	-	-	-	-	-
TOTALS		1033.980	498	369	353	348	218	102.667	19	848,365
10-RACE AVG.		103.398	50	37	35	35	22	10.267	1.9	84,837

1990 TRANS-AM DRIVER'S SCOREBOARD

CIRCUIT	WINNER	WINNER'S SPEED (MPH)	FASTEST QUALIFIER	SPEED (MPH)	FASTEST RACE LAP	SPEED (MPH)
Phoenix	Lappalainen	60.009*	Schroeder	78.837*	Lappalainen	78.099*
Sears Point	Brassfield	81.822	Brassfield	95.847	Brassfield	93.641*
Dallas	Hoerr	76.452*	Kendall #	80.171*	Hoerr	78.405*
Detroit	Sharp	59.125	Kendall	77.604*	Schroeder	77.152*
Portland	Brassfield	96.445*	Jones	100.903*	Hoerr	99.557*
Cleveland	Kendall	111.958*	Kendall	115.235*	Kendall	114.181*
Des Moines	Kendall	71.243*	Sharp	74.829*	Sharp	73.218*
Road Atlanta	Kendall	105.201*	Kendall	110.479	Brassfield	108.549*
Watkins Glen	Kneifel	112.990**	Schroeder	125.960**	Schroeder	123.515**
Trois-Rivieres	Kendall	71.858	Baldwin	88.762*	Kendall	87.669*
Denver	-	-	-	-	-	-
Mosport Park	-	-	-	-	-	-
Mid-Ohio	-	-	-	-	-	-
Road America	-	-	-	-	-	-
St. Petersburg	-	-	-	-	-	-

\*--Denotes Track Record

\*\*--Denotes All-Time Trans-Am Record

#--Started 6th on the grid



FINAL BOIXSCORE  
 SCCA Trans-Am Championship Round 11  
 Texaco/Havoline Grand Prix of Denver  
 August 25 1990, Denver, Colorado  
 50 laps of 1.97-mile circuit for 98.5 miles

FN.ST.CB	PS.PS #	DRIVER, HOMETOWN	SPONSOR/CAR	PTS.	PURSE-#	LP	STATUS	QUAL. TIME	QUAL. SPEED
1	1 01	Tom Kendall, La Canada, CA	I.C.I./Olivetti/Chevrolet Beretta	34	\$12,045	50	Running	1:38.031	72.344
2	3 1	Dorsey Schroeder, St. Louis, MO	Whistler/Ford Mustang	27	\$6,400	50	Running	1:39.377	71.364
3	4 2	Max Jones, Long Beach, CA	Ford Motor Division Mustang	25	\$7,000	50	Running	1:39.674	71.151
4	13 07	Lyn St.James, Ft. Lauderdale, FL	Ford Division Mustang	23	\$6,000	50	Running	1:41.268	70.032
5	2 3	Chris Kneifel, Lake Forest, IL	I.C.I./Olivetti/Chevrolet Beretta	21	\$4,450	50	Running	1:38.580	71.941
6	11 4	Robert Lappalainen, Finland.	JPS/Roush Racing/Ford Mustang	19	\$4,500	50	Running	1:41.040	70.190
7	7 28	Jack Baldwin, Marietta, GA	Stop-N-Go Skoal/Chevrolet Camaro	18	\$3,600	50	Running	1:40.184	70.789
8	16 74	George Robinson, Houston, Tx	74 Hunting Ranch/Ford Mustang	17	\$2,600	50	Running	1:42.334	69.302
9	22 55	Bob Sobey, Phoenix, AR	Harley Davidson Of Glendale Camaro	16	\$3,900	50	Running	1:44.034	68.170
10	18 63	Desire Wilson, Denver, Co	Hensel Phelps Const./Chevy Beretta	15	\$2,000	50	Running	1:43.380	68.601
11	15 9	Dick Danielson, Hartland, WI	Danielson Racing/Olds Cutlass	14	\$4,250	50	Running	1:41.777	69.681
12	12 21	Wayne Akers, Lake Worth, FL	Wayne Akers Racing/Ford Mustang	13	\$3,500	50	Running	1:41.158	70.108
13	8 15	Irv Hoerr, Peoria, IL	A/C Rochester/Olds Cutlass Supreme	12	\$3,100	50	Running	1:40.251	70.742
14	10 47	Ron Fellows, Ontario Canada.	Mackenzie Financial/Ford Mustang	11	\$1,900	49	Running	1:40.772	70.376
15	24 49	Jerry Brassfield, Los Gatos, Ca	Neo-Life/Oldsmobile Cutlass Supreme	10	\$1,000	49	Running	1:44.401	67.930
16	17 6	Randy Ruhlman, Concord, CA	Preformed/Olds Cutlass Supreme	9	\$2,450	49	Running	1:42.407	69.253
17	27 18	Glenn Fox, Albuquerque, NM	Casey Luna Ford/Ford Mustang	8	\$2,000	48	Running	1:45.177	67.429
18	19 40	Jim Derhaag, Chaska, MN	Sign-Art/Chevrolet Camaro	7	\$3,400	48	Running	1:43.444	68.558
19	23 11	Bob Zeeb, Avon, CO	Zeeb Racing/Ford Mustang	6	\$600	48	Running	1:44.105	68.123
20	26 0	Bob Raub, Morrison, Co	Oftedahl Racing/Olds Cutlass Supreme	5	\$500	48	Running	1:44.564	67.824
21	14 8	Les Lindley, Anaheim, CA	Barnard-P.S.I./Chevrolet Camaro	4	\$2,200	47	Mech.	1:41.748	69.701
22	21 19	Steve Saleen, Anaheim, Ca	General Tire/Saleen Mustang	3	\$1,700	47	Running	1:43.803	68.321
23	30 99	Mark Pielsticker, Oakland, CA	Performance Plus/Chevrolet Camaro	2	\$500	47	Running	1:47.403	66.031
24	32 37	Buzz Dyer, Corte Madera, Ca	Cycle Shack/Olds Toronado	1	\$500	47	Running	1:48.190	65.551
25	25 89	Jerry Clinton, St. Louis, MO	Michelob Dry/Looper Racing Camaro	1	\$1,700	35	Crash	1:44.447	67.900
26	6 7	Paul Gentilozzi, Lansing, MI	Budweiser/Olds Cutlass Supreme		\$2,100	35	Fuel pres.	1:40.133	70.825
27	20 09	John Brumder, Boulder, CO	Brumath Group Mtrspts/Olds Cutlass		\$400	25	Drivetrain	1:43.552	68.487
28	28 93	Douglas Mayr, Greenfield, WI	Blue Max Hand Cleaner/Chevy Camaro		\$400	25	Running	1:46.035	66.883
29	31 81	Mike Hall, Colorado Springs, Co	Team 90 Inc/Chevrolet Corvette		\$400	16	Trans.	1:47.470	65.990
30	29 51	Andy Porterfield, Costa Mesa, Ca	Valve Train Products/Chevy Camaro		\$400	12	Overheat.	1:46.464	66.614
31	9 5	Darin Brassfield, Los Gatos, CA	Neo Life/Olds Cutlass Supreme		\$700	8	Trans.	1:40.662	70.453
32	5 33	Scott Sharp, Wilton, CT	Newman-Sharp Racing/Olds Cutlass		\$1,900	8	Overheat.	1:39.971	70.940
	33 45	Bruce Betts, Colorado Springs, Co	Betts Racing/Chevrolet Camaro			DNS	110%	1:51.038	63.870
	34 84	Aaron Wilson, Berthoud, Co	ASW Racing/Chevrolet Corvette			DNS	110%	1:54.685	61.838
	35 90	Jim Maguire, Glendale, Az	Embassy Suites/Pontiac Trans-Am			DNS	110%	1:57.683	60.263
		53 Bill Fuller, Kinder, LA	Fuller Race Cars/Chevrolet Camaro			DNS	DNQ	No Time	
		31 Harold Janke, Pender, NB	Janke Auto Sales/Olds Cutlass Supreme			DNS	DNQ	No Time	

Time of Race: 1:33:26.894

Winner's Average speed: 63.243 mph

Margin of victory: .878 seconds

Lap leaders: Kendall, 1-50

Fastest race lap: Kendall, 1:40.262 (70.734 mph)

Fastest qualifier: Kendall, 1:38.031 (72.344 mph)

BLF/DurAlt FC Star: Lyn St. James

BLF/DurAlt FC Rising Star: George Robinson

#- Includes qualifying and contingency payouts

1990 SCCA TRANS-AM CHAMPIONSHIP SEASON-AT-A-GLANCE

DATE	CIRCUIT	RACE DISTANCE (MILES)	# OF LPS	# OF ENT	# OF QU	# OF ST.	# OF FN.	VIC. MARGIN (SEC.)	# LD CNG	WEEKEND ATTENDANCE
March 10	Phoenix	99.120	42	39	36	35	23	8.616	3	90,000-2 day
May 6	Sears Point	100.920	40	39	38	38	26	0.254	0	28,000-3 day
June 3	Dallas	125.600	80	41	36	38	21	24.530	3	120,000-3 day
June 16	Detroit	100.000	40	41	39	40	25	7.052	1	176,365-2 day
June 23	Portland	101.866	53	29	28	29	17	23.670	0	62,000-2 day
July 7	Cleveland	99.498	42	49	49	42	30	2.260	0	58,000-2 day
July 15	Des Moines	124.200	69	36	36	35	15	29.639	3	98,000-3 day
July 29	Road Atlanta	100.800	40	34	33	32	23	2.526	3	30,000-3 day
Aug. 11	Watkins Glen	101.976	42	35	34	34	25	0.533	1	140,000-2 day
Aug. 19	Trois-Rivieres	80.000	50	26	24	25	13	3.587	5	46,000-3 day
Aug. 25	Denver	98.500	50	37	35	32	24	0.878	0	141,750-2 day
Sept. 9	Mosport Park	-	-	-	-	-	-	-	-	-
Sept. 15	Mid-Ohio	-	-	-	-	-	-	-	-	-
Sept. 22	Road America	-	-	-	-	-	-	-	-	-
Nov. 4	St. Petersburg	-	-	-	-	-	-	-	-	-
TOTALS		1132.480	548	406	388	380	242	103.545	19	990,115
11-RACE AVG.		102.953	50	37	35	35	22	9.413	1.7	90,010

1990 TRANS-AM DRIVER'S SCOREBOARD

CIRCUIT	WINNER	WINNER'S SPEED (MPH)	FASTEST QUALIFIER	SPEED (MPH)	FASTEST RACE LAP	SPEED (MPH)
Phoenix	Lappalainen	60.009*	Schroeder	78.837*	Lappalainen	78.099*
Sears Point	Brassfield	81.822	Brassfield	95.847	Brassfield	93.641*
Dallas	Hoerr	76.452*	Kendall #	80.171*	Hoerr	78.405*
Detroit	Sharp	59.125	Kendall	77.604*	Schroeder	77.152*
Portland	Brassfield	96.445*	Jones	100.903*	Hoerr	99.557*
Cleveland	Kendall	111.958*	Kendall	115.235*	Kendall	114.181*
Des Moines	Kendall	71.243*	Sharp	74.829*	Sharp	73.218*
Road Atlanta	Kendall	105.201*	Kendall	110.479	Brassfield	108.549*
Watkins Glen	Kneifel	112.990**	Schroeder	125.960**	Schroeder	123.515**
Trois-Rivieres	Kendall	71.858	Baldwin	88.762*	Kendall	87.669*
Denver	Kendall	63.243*	Kendall	72.344*	Kendall	70.734*
Mosport Park	-	-	-	-	-	-
Mid-Ohio	-	-	-	-	-	-
Road America	-	-	-	-	-	-
St. Petersburg	-	-	-	-	-	-

\*-Denotes Track Record  
 \*\*-Denotes All-Time Trans-Am Record  
 #-Started 6th on the grid

TRANS-AM CHAMPIONSHIP





FINAL BOXSCORE  
 SCCA Trans-Am Championship Round 12  
 SCCA Trans-Am Weekend  
 Mosport Park  
 September 9 1990, Bowmanville, Ontario, Canada  
 50 laps of 2.459-mile circuit for 122.95 miles

PN	ST	CR	PS	PS #	DRIVER, HOMETOWN	SPONSOR/CAR	PTS	PURSE-#	LP	STATUS	QUAL. TIME	QUAL. SPEED
1	2	1			Dorsey Schroeder, St. Louis, MO	Sisapa/Ford Mustang	32	\$9,445	50	Running	1:19.326	111.59
2	12	5			Darin Brassfield, Los Gatos, CA	Neo Life/Olds Cutlass Supreme	28	\$8,250	50	Running	1:20.942	109.36
3	4	47			Ron Fellows, Ontario Canada,	Mackenzie Financial/Mustang	26	\$5,800	50	Running	1:19.712	111.05
4	10	4			Robert Lappalainen, Finland.	JPS/Roush Racing/Mustang	23	\$5,500	50	Running	1:20.410	110.09
5	7	33			Scott Sharp, Wilton, CT	Newman-Sharp Racing/Olds Cutlass	21	\$4,650	50	Running	1:20.278	110.27
6	9	3			Chris Kneifel, Lake Forest, IL	I.C.I./Olivetti/Beretta	19	\$3,950	50	Running	1:20.407	110.09
7	15	28			Jack Baldwin, Marietta, GA	Stop-N-Go Skoal/Camaro	18	\$3,300	50	Running	1:21.226	108.98
8	3	8			Les Lindley, Anaheim, CA	Barnard-F.S.I./Camaro	18	\$4,100	50	Running	1:19.547	111.28
9	5	15			Irv Hoerr, Peoria, IL	A/C Rochester/Olds Cutlass Supreme	16	\$3,600	49	Running	1:19.987	110.67
10	14	21			Wayne Akers, Lake Worth, FL	Wayne Akers Racing/Mustang	15	\$3,275	49	Running	1:21.164	109.06
11	11	55			Bob Sobey, Phoenix, AR	Harley Davidson Of Glendale Camaro	14	\$3,000	49	Running	1:20.521	109.93
12	17	9			Dick Danielson, Hartland, WI	Danielson Racing/Olds Cutlass	13	\$2,900	49	Running	1:21.691	108.36
13	19	07			Lyn St.James, Ft. Lauderdale, FL	Motorcraft/Ford Electronics Mustang	12	\$2,800	49	Running	1:22.904	106.77
14	8	2			Max Jones, Long Beach, CA	Ford Electronics/Motorcraft Mustang	11	\$2,700	49	Running	1:20.320	110.21
15	1	01			Tom Kendall, La Canada, CA	I.C.I./Olivetti/Beretta	13	\$3,600	49	Running	1:19.158	111.83
16	18	30			Mike Kovacs, Danbury, CT	Team Duracell/Camaro	9	\$1,500	48	Running	1:22.384	107.45
17	24	18			Glenn Fox, Albuquerque, NM	Casey Luna Ford/Mustang	8	\$2,000	48	Running	1:25.109	104.01
18	22	24			Rick Dittman, Mt. Prospect, IL	Fel-Pro/Olds Cutlass Supreme	7	\$1,550	48	Running	1:23.858	105.56
19	20	89			Jerry Clinton, St. Louis, MO	Michelob Dry/Looper Racing Camaro	6	\$2,700	48	Running	1:23.187	106.41
20	25	10			Donald Sak, Dearborn, Mi	Quality Construction/Olds Toronado	5	\$1,100	48	Running	1:25.383	103.67
21	21	76			Jerry Simmons, Ontario Canada,	True North Racing/Corvette	4	\$1,000	47	Running	1:23.848	105.57
22	28	29			Ed Hinchliff, Ypsilanti, MI	Chassis Research/Ford Mustang	3	\$900	47	Running	1:27.499	101.17
23	23	22			Peter Deman, Ontario Canada,	Deman Racing/Chevrolet Corvette	2	\$800	46	Running	1:24.862	104.31
24	27	61			Tim Taylor, So. Lyon, MI	Crankshaft Craftsmen/Camaro	1	\$700	45	Running	1:26.285	102.59
25	26	91			Jeff Jones, Brookline, Mi	Nimrod Press/Cole Hersee/Trans-Am	1	\$600	38	Oil pump	1:25.556	103.46
26	13	6			Bandy Ruhlman, Concord, CA	Preformed/Olds Cutlass Supreme		\$500	34	Blect.	1:21.004	109.28
27	29	66			Murray Edwards, Nova Scotia,	Cavendish Farms/Camaro		\$500	33	Mech.	1:28.374	100.16
28	6	7			Paul Gentilozzi, Lansing, MI	Budweiser/Olds Cutlass Supreme		\$1,500	17	Steering	1:20.047	110.59
29	16	40			Jim Derhaag, Chaska, MN	Sign-Art/Camaro		\$1,000	13	Engine	1:21.544	108.55

Time of race: 1:13:48.202

Average speed: 99.955 mph

Margin of victory: 6.477 seconds

lap leaders: Kendall, 1-2; Schroeder, 3-12; Fellows, 13-16;  
 Lindley, 17; Schroeder, 18-19; Brassfield, 20-21;  
 Schroeder, 22-50.

Fastest race lap: Dorsey Schroeder, 1:20.787 (109.577 mph)

Fastest qualifier: Tommy Kendall, 1:19.158 (111.832 mph)

Elf/DurAlt Star of Race: Darin Brassfield

Elf/DurAlt Rising Star of Race: Jack Baldwin

#- Includes qualifying and contingency payouts

1990 SCCA TRANS-AM CHAMPIONSHIP SEASON-AT-A-GLANCE

DATE	CIRCUIT	RACE DISTANCE (MILES)	# OF LPS	# OF ENT	# OF QU	# OF ST.	# OF FN.	VIC. MARGIN (SEC.)	# LD CNG	WEEKEND ATTENDANCE
March 10	Phoenix	99.120	42	39	36	35	23	8.616	3	90,000-2 day
May 6	Sears Point	100.920	40	39	38	38	26	0.254	0	28,000-3 day
June 3	Dallas	125.600	80	41	36	38	21	24.530	3	120,000-3 day
June 16	Detroit	100.000	40	41	39	40	25	7.052	1	176,365-2 day
June 23	Portland	101.866	53	29	28	29	17	23.670	0	62,000-2 day
July 7	Cleveland	99.498	42	49	49	42	30	2.260	0	58,000-2 day
July 15	Des Moines	124.200	69	36	36	35	15	29.639	3	98,000-3 day
July 29	Road Atlanta	100.800	40	34	33	32	23	2.526	3	30,000-3 day
Aug. 11	Watkins Glen	101.976	42	35	34	34	25	0.533	1	140,000-2 day
Aug. 19	Trois-Rivieres	80.000	50	26	24	25	13	3.587	5	46,000-3 day
Aug. 25	Denver	98.500	50	37	35	32	24	0.878	0	141,750-2 day
Sept. 9	Mosport Park	122.950	50	29	29	29	24	6.477	6	39,500-3 day
Sept. 15	Mid-Ohio	-	-	-	-	-	-	-	-	-
Sept. 22	Road America	-	-	-	-	-	-	-	-	-
Nov. 4	St. Petersburg	-	-	-	-	-	-	-	-	-
TOTALS		1255.430	598	435	417	409	266	110.022	25	1,029,615
12-RACE AVG.		104.619	50	36	35	34	22	9.168	2.1	85,801

1990 TRANS-AM DRIVER'S SCOREBOARD

CIRCUIT	WINNER	WINNER'S SPEED (MPH)	FASTEST QUALIFIER	SPEED (MPH)	FASTEST RACE LAP	SPEED (MPH)
Phoenix	Lappalainen	60.009*	Schroeder	78.837*	Lappalainen	78.099*
Sears Point	Brassfield	81.822	Brassfield	95.847	Brassfield	93.641*
Dallas	Hoerr	76.452*	Kendall #	80.171*	Hoerr	78.405*
Detroit	Sharp	59.125	Kendall	77.604*	Schroeder	77.152*
Portland	Brassfield	96.445*	Jones	100.903*	Hoerr	99.557*
Cleveland	Kendall	111.958*	Kendall	115.235*	Kendall	114.181*
Des Moines	Kendall	71.243*	Sharp	74.829*	Sharp	73.218*
Road Atlanta	Kendall	105.201*	Kendall	110.479	Brassfield	108.549*
Watkins Glen	Kneifel	112.990**	Schroeder	125.960**	Schroeder	123.515**
Trois-Rivieres	Kendall	71.858	Baldwin	88.762*	Kendall	87.669*
Denver	Kendall	63.243*	Kendall	72.344*	Kendall	70.734*
Mosport Park	Schroeder	99.955	Kendall	111.832*	Schroeder	109.577*
Mid-Ohio	-	-	-	-	-	-
Road America	-	-	-	-	-	-
St. Petersburg	-	-	-	-	-	-

\*-Denotes Track Record

\*\*-Denotes All-Time Trans-Am Record

#-Started 6th on the grid

TRANS-AM CHAMPIONSHIP



FINAL BOXSCORE  
 SCCA Trans-Am Championship Round 13  
 Red Roof Inns Trans-Am  
 Mid-Ohio Sports Car Course  
 September 15 1990, Lexington, Ohio  
 42 laps of 2.4-mile circuit for 100.8 miles

FN. ST. CE	PTS.	PURSE-\$	LP	STATUS	QUAL. TIME	QUAL. SPEED
1 1 5 Darin Brassfield, Los Gatos, CA	34	\$11,750	42	Running	1:27.090	99.207
2 3 01 Tom Kendall, La Canada, CA	27	\$8,645	42	Running	1:27.298	98.971
3 2 7 Paul Gentilozzi, Lansing, MI	25	\$6,600	42	Running	1:27.149	99.140
4 7 2 Max Jones, Long Beach, CA	23	\$5,000	42	Running	1:27.363	98.897
5 5 28 Jack Baldwin, Marietta, GA	21	\$3,600	42	Running	1:27.499	98.743
6 6 15 Irv Hoerr, Peoria, IL	19	\$3,800	42	Running	1:26.814	99.523
7 10 3 Chris Kneifel, Lake Forest, IL	18	\$2,700	42	Running	1:27.974	98.210
8 18 8 Les Lindley, Anaheim, CA	17	\$3,500	42	Running	1:28.905	97.182
9 11 97 Scott Lagasse, St. Augustine, FL	16	\$2,200	42	Running	1:28.168	97.994
10 9 33 Scott Sharp, Wilton, CT	15	\$3,000	42	Running	1:27.698	98.519
11 13 07 Lyn St. James, Ft. Lauderdale, FL	14	\$2,800	42	Running	1:28.426	97.708
12 14 55 Bob Sobey, Phoenix, AZ	13	\$2,600	42	Running	1:28.524	97.600
13 8 00 R.E. Smith, Carlsbad, CA	12	\$1,400	42	Running	1:27.384	98.873
14 21 74 George Robinson, Houston, TX	11	\$1,200	42	Running	1:30.122	95.870
15 19 40 Jim Derhaag, Chaska, MN	10	\$3,000	42	Running	1:29.206	96.854
16 17 11 Ron Fellows, Canada	9	\$900	42	Running	1:28.813	97.283
17 16 4 Robert Lappalainen, Finland	8	\$1,800	41	Crash	1:28.622	97.492
18 4 1 Dorsey Schroeder, St. Louis, MO	8	\$1,000	41	Fuel Cell	1:27.397	98.859
19 28 63 Bill Lester, Oakland, CA	6	\$600	41	Running	1:31.246	94.689
20 24 49 Jerry Brassfield, Los Gatos, CA	5	\$500	41	Running	1:30.437	95.536
21 31 93 Douglas Mayr, Greenfield, WI	4	\$500	41	Running	1:31.526	94.399
22 33 89 Jerry Clinton, St. Louis, MO	3	\$1,450	40	Running	1:31.602	94.321
23 23 73 Brech Kauffman, Roscoe, IL	2	\$975	40	Running	1:30.423	95.550
24 32 18 Glenn Fox, Albuquerque, NM	1	\$1,375	40	Running	1:31.595	94.328
25 25 22 Peter Deman, Canada	1	\$500	40	Running	1:30.592	95.372
26 38 29 Ed Hinchliff, Ypsilanti, MI		\$500	40	Running	1:34.283	91.639
27 35 98 Phil Currin, Gainesville, FL		\$400	40	Running	1:31.865	94.051
28 26 24 Rick Dittman, Mt. Prospect, IL		\$400	39	Tire	1:30.867	95.084
29 20 50 Bruce Nesbitt, Chicago, IL			37	Engine	1:29.687	96.335
30 29 10 Donald Sak, Dearborn, MI	\$250		32	Mech.	1:31.284	94.649
31 40 78 John Bean, Massillon, OH			31	Mech.	1:35.197	90.759
32 15 53 Lou Bettenmeier, Oxford, CT			28	Crash	1:28.544	97.578
33 27 08 Courtney Smith, Bucyrus, OH			23	Steering	1:31.150	94.788
34 36 30 Mike Kovacs, Danbury, CT			20	Brakes	1:32.235	93.673
35 34 09 John Brunder, Boulder, CO			18	Crash	1:31.857	94.059
36 22 99 Mark Pielsticker, Oakland, CA			16	Clutch	1:30.420	95.554
37 41 66 Murray Edwards, Canada			8	Trans.	1:36.368	89.656
38 39 19 Steve Saleen, Anaheim, CA	\$500		7	Steering	1:35.013	90.934
39 30 27 Rich Sloma, Cupertino, CA			4	Axle	1:31.382	94.548
12 9 Dick Danielson, Hartland, WI	\$1,000		DNS	Crash	1:28.290	97.859
37 61 Tim Taylor, So. Lyon, MI			DNS	Engine	1:34.135	91.783

Time of race: 1:06:42.389  
 Average speed: 90.665 mph  
 Margin of victory: .891 seconds  
 Lap leaders: D. Brassfield, 1-9; Schroeder, 10-26;  
 D. Brassfield, 27-42.  
 Fastest race lap: Tommy Kendall, 1:27.391 (98.866 mph)  
 Fastest qualifier: Darin Brassfield, 1:27.090 (99.207 mph)  
 BLP/DurAlt Star of Race: Darin Brassfield  
 BLP/DurAlt Rising Star of Race: Jack Baldwin

\*- Includes qualifying and contingency payouts

TRANS-AM CHAMPIONSHIP



1990 SCCA TRANS-AM CHAMPIONSHIP SEASON-AT-A-GLANCE

DATE	CIRCUIT	RACE DISTANCE (MILES)	# OF LPS	# OF ENT	# OF QU	# OF ST.	# OF FN.	VIC. MARGIN (SEC.)	# LD CNG	WEEKEND ATTENDANCE
March 10	Phoenix	99.120	42	39	36	35	23	8.616	3	90,000-2 day
May 6	Sears Point	100.920	40	39	38	38	26	0.254	0	28,000-3 day
June 3	Dallas	125.600	80	41	36	38	21	24.530	3	120,000-3 day
June 16	Detroit	100.000	40	41	39	40	25	7.052	1	176,365-2 day
June 23	Portland	101.866	53	29	28	29	17	23.670	0	62,000-2 day
July 7	Cleveland	99.498	42	49	49	42	30	2.260	0	58,000-2 day
July 15	Des Moines	124.200	69	36	36	35	15	29.639	3	98,000-3 day
July 29	Road Atlanta	100.800	40	34	33	32	23	2.526	3	30,000-3 day
Aug. 11	Watkins Glen	101.976	42	35	34	34	25	0.533	1	140,000-2 day
Aug. 19	Trois-Rivieres	80.000	50	26	24	25	13	3.587	5	46,000-3 day
Aug. 25	Denver	98.500	50	37	35	32	24	0.878	0	141,750-2 day
Sept. 9	Mosport Park	122.950	50	29	29	29	24	6.477	6	39,500-3 day
Sept. 15	Mid-Ohio	100.800	42	41	40	39	23	0.891	2	55,000-2 day
Sept. 22	Road America	-	-	-	-	-	-	-	-	-
Nov. 4	St. Petersburg	-	-	-	-	-	-	-	-	-
TOTALS		1356.230	640	476	457	448	289	110.913	27	1,084,615
13-RACE AVG.		104.325	49	37	35	34	22	8.532	2.0	83,432

1990 TRANS-AM DRIVER'S SCOREBOARD

CIRCUIT	WINNER	WINNER'S		FASTEST		SPEED	
		SPEED (MPH)	QUALIFIER	SPEED (MPH)	RACE LAP	SPEED (MPH)	
Phoenix	Lappalainen	60.009*	Schroeder	78.837*	Lappalainen	78.099*	
Sears Point	Brassfield	81.822	Brassfield	95.847	Brassfield	93.641*	
Dallas	Hoerr	76.452*	Kendall #	80.171*	Hoerr	78.405*	
Detroit	Sharp	59.125	Kendall	77.604*	Schroeder	77.152*	
Portland	Brassfield	96.445*	Jones	100.903*	Hoerr	99.557*	
Cleveland	Kendall	111.958*	Kendall	115.235*	Kendall	114.181*	
Des Moines	Kendall	71.243*	Sharp	74.829*	Sharp	73.218*	
Road Atlanta	Kendall	105.201*	Kendall	110.479	Brassfield	108.549*	
Watkins Glen	Kneifel	112.990**	Schroeder	125.960**	Schroeder	123.515**	
Trois-Rivieres	Kendall	71.858	Baldwin	88.762*	Kendall	87.669*	
Denver	Kendall	63.243*	Kendall	72.344*	Kendall	70.734*	
Mosport Park	Schroeder	99.955	Kendall	111.832*	Schroeder	109.577*	
Mid-Ohio	Brassfield	90.665	Hoerr	99.523*	Kendall	98.866*	
Road America	-	-	-	-	-	-	
St. Petersburg	-	-	-	-	-	-	

\*-Denotes Track Record

\*\*--Denotes All-Time Trans-Am Record

#-Started 6th on the grid

FINAL BOXSCORE  
 SCCA Trans-Am Championship Round 14  
 Piggly-Wiggly Presents the Banquet Cup  
 Road America  
 September 22 1990, Elkhart Lake, Wisconsin  
 20 laps of 4.0-mile circuit for 80 miles

FN.	ST.	CR	PS.	PS #	DRIVER.	HOMETOWN	SPONSOR/CAE	PTS.	PURSE-\$	LP	STATUS	QUAL. TIME	QUAL. SPEED
1	6	01			Tom Kendall.	La Canada, CA	I.C.I./Olivetti/Chevrolet Beretta	31	\$12,645	20	Running	2:11.922	109.15
2	7	5			Darin Brassfield.	Los Gatos, CA	Neo Life/Olds Cutlass Supreme	27	\$7,150	20	Running	2:12.676	108.53
3	3	3			Chris Kneifel.	Lake Forest, IL	I.C.I./Olivetti/Chevrolet Beretta	25	\$5,750	20	Running	2:12.695	108.51
4	1	33			Scott Sharp.	Wilton, CT	Newman-Sharp/Olds Cutlass Supreme	27	\$6,100	20	Running	2:12.163	108.95
5	14	47			Ron Fellows.	Canada	Mackenzie Financial/Ford Mustang	21	\$3,000	20	Running	2:13.804	107.62
6	5	97			Scott Lagasse.	St. Augustine, FL	EDS/Morrison/Chevrolet Corvette	19	\$3,200	20	Running	2:13.224	108.08
7	8	00			R.K. Smith.	Carlsbad, CA	I.C.I./Olivetti/Chevrolet Beretta	18	\$2,800	20	Running	2:12.889	108.36
8	12	2			Max Jones.	Long Beach, CA	Ford Electronics/Motorcraft Mustang	17	\$2,400	20	Running	2:13.678	107.72
9	10	40			Jim Derhaag.	Chaska, MN	Sign-Art/Chevrolet Camaro	16	\$4,200	20	Running	2:12.996	108.27
10	9	7			Paul Gentilozzi.	Lansing, MI	Budweiser/Olds Cutlass Supreme	15	\$3,100	20	Running	2:12.954	108.30
11	17	55			Bob Sobey.	Phoenix, AZ	Harley Davidson Of Glendale Camaro	14	\$3,000	20	Running	2:14.542	107.02
12	18	07			Lyn St. James.	Ft. Lauderdale, FL	Motorcraft/Ford Electronics Mustang	13	\$2,600	20	Running	2:14.717	106.89
13	23	30			Mike Kovacs.	Danbury, CT	Team Duracell/Chevrolet Camaro	12	\$4,225	20	Running	2:16.381	105.59
14	13	4			Robert Lappalainen.	Finland	JPS/Roush Racing/Ford Mustang	11	\$2,200	20	Running	2:13.683	107.71
15	29	99			Mark Pielsticker.	Oakland, CA	Performance Plus/Chevrolet Camaro	10	\$3,100	19	Running	2:18.359	104.07
16	25	21			Wayne Akers.	Lake Worth, FL	Wayne Akers Racing/Ford Mustang	9	\$1,875	19	Running	2:16.897	105.18
17	24	93			Douglas Mayr.	Greenfield, WI	Blue Max Hand Cleaner/Chevy Camaro	8	\$800	19	Running	2:16.661	105.37
18	26	24			Rick Dittman.	Mt. Prospect, IL	Fel-Pro/Oldsmobile Cutlass	7	\$700	19	Running	2:17.435	104.77
19	35	29			Ed Hinchliff.	Ypsilanti, MI	Chassis Research/Ford Mustang	6	\$2,700	19	Running	2:20.828	102.25
20	37	08			Courtney Smith.	Bucyrus, OH	Baja Boats/Ford Mustang	5	\$500	19	Running	2:21.905	101.47
21	34	18			Glenn Fox.	Albuquerque, NM	Casey Luna Ford/Ford Mustang	4	\$1,000	19	Running	2:19.461	103.25
22	38	85			Chip Boatright.	Mundelein, IL	Mobile-Tel/Pontiac Trans-Am	3	\$500	19	Running	2:22.401	101.12
23	39	27			Rich Sloma.	Cupertino, CA	Automotive Ent./Chevrolet Corvette	2	\$2,500	19	Running	2:22.616	100.97
24	30	11			Bob Zeeb.	Avon, CO	Zeeb Racing/Ford Mustang	1	\$2,500	18	Elec	2:18.385	104.05
25	28	09			John Brunder.	Boulder, CO	Brumath Group Mtrts/Olds Cutlass	1	\$2,750	18	Mech	2:17.757	104.53
26	41	17			Michael Kehoe.	Brookfield, WI	Kehoe Racing/Pontiac Trans-Am		\$400	18	Running	2:26.459	98.321
27	32	10			Donald Sak.	Dearborn, MI	Quality Construction/Olds Toronado		\$400	18	Running	2:19.283	103.38
28	31	50			Bruce Nesbitt.	Chicago, IL	Fluoroplate Special/Chevy Camar		\$400	18	Running	2:18.633	103.87
29	27	89			Jerry Clinton.	St. Louis, MO	Michelob Dry/Looper Racing Camaro		\$500	18	Running	2:17.486	104.73
30	36	73			Brech Kauffman.	Boscoe, IL	Aqua-Mag/R&K Additives/Camaro		\$75	18	Running	2:20.944	102.16
31	33	34			Walter Payton.	Schaumburg, IL	Newman Sharp/Olds Cutlass Supreme			13	Engine	2:19.373	103.31
32	16	42			Bob Patch.	LaVerne, CA	Coast Corvette/Chevrolet Corvette			12	Diff.	2:14.406	107.13
33	21	49			Jerry Brassfield.	Los Gatos, CA	Neo-Life/Oldsmobile Cutlass Supreme			11	Crash	2:16.205	105.72
34	2	15			Irv Hoerr.	Peoria, IL	A/C Rochester/Olds Cutlass Supreme		\$1,600	10	Diff.	2:12.388	108.77
35	22	63			Randy Ruhlman.	Concord, CA	Preformed/Chevrolet Beretta			10	Crash	2:16.312	105.64
36	19	75			Paul Newman.	Danbury, CT	Newman-Sharp/Olds Cutlass Supreme			9	Spin	2:14.939	106.71
37	11	8			Les Lindley.	Anaheim, CA	Barnard-F.S.I./Chevrolet Camaro		\$1,000	7	Axle	2:13.039	108.23
38	15	9			Dick Danielson.	Hartland, WI	Danielson Racing/Olds Cutlass Supreme		\$1,000	7	Trans.	2:14.175	107.32
39	4	28			Jack Baldwin.	Marietta, GA	Stop-N-Go Skoal/Chevrolet Camaro		\$300	2	Mech.	2:12.885	108.36
40	20	74			George Robinson.	Houston, Tx	74 Hunting Ranch/Ford Mustang		\$2,000	1	Mech.	2:15.770	106.06
41	40	54			Richard Valentine.	Braintree, MA	Pennzoil/Jiffy Lube/Chevy Camaro		\$2,000	0	Engine	2:22.864	100.79

Time of Race: 45 minutes. 24.892 seconds

Winner's Average Speed: 105.692 miles-per-hour

Margin of Victory: 15.984 seconds

Lap Leaders: Sharp, 1-12: Kendall, 13-16;

Sharp, 17: Kendall, 18-20.

Fastest Race Lap: Tommy Kendall, 2:12.696 (108.518 mph)

Fastest qualifier: Tommy Kendall, 2:11.922 (109.155 mph)

BLF/DurAlt FC Star of Race: Tommy Kendall

BLF/DurAlt FC Rising Star of Race: Scott Lagasse

#- Includes qualifying and contingency payouts

1990 SCCA TRANS-AM CHAMPIONSHIP SEASON-AT-A-GLANCE

DATE	CIRCUIT	RACE DISTANCE (MILES)	# OF LPS	# OF ENT	# OF QU	# OF ST.	# OF FN.	VIC. MARGIN (SEC.)	# LD CNG	WEEKEND ATTENDANCE
March 10	Phoenix	99.120	42	39	36	35	23	8.616	3	90,000-2 day
May 6	Sears Point	100.920	40	39	38	38	26	0.254	0	28,000-3 day
June 3	Dallas	125.600	80	41	36	38	21	24.530	3	120,000-3 day
June 16	Detroit	100.000	40	41	39	40	25	7.052	1	176,365-2 day
June 23	Portland	101.866	53	29	28	29	17	23.670	0	62,000-2 day
July 7	Cleveland	99.498	42	49	49	42	30	2.260	0	58,000-2 day
July 15	Des Moines	124.200	69	36	36	35	15	29.639	3	98,000-3 day
July 29	Road Atlanta	100.800	40	34	33	32	23	2.526	3	30,000-3 day
Aug. 11	Watkins Glen	101.976	42	35	34	34	25	0.533	1	140,000-2 day
Aug. 19	Trois-Rivieres	80.000	50	26	24	25	13	3.587	5	46,000-3 day
Aug. 25	Denver	98.500	50	37	35	32	24	0.878	0	141,750-2 day
Sept. 9	Mosport Park	122.950	50	29	29	29	24	6.477	6	39,500-3 day
Sept. 15	Mid-Ohio	100.800	42	41	40	39	23	0.891	2	55,000-2 day
Sept. 22	Road America	80.000	20	41	41	41	28	15.984	3	46,500-2 day
Nov. 4	St. Petersburg	-	-	-	-	-	-	-	-	-
TOTALS		1436.230	660	517	498	489	317	126.897	30	1,131,115
14-RACE AVG.		102.588	47	37	36	35	23	9.064	2.1	80,794

1990 TRANS-AM DRIVER'S SCOREBOARD

CIRCUIT	WINNER	WINNER'S		FASTEST		SPEED	
		SPEED (MPH)	FASTEST QUALIFIER	SPEED (MPH)	FASTEST RACE LAP	SPEED (MPH)	SPEED (MPH)
Phoenix	Lappalainen	60.009*	Schroeder	78.837*	Lappalainen	78.099*	
Sears Point	Brassfield	81.822	Brassfield	95.847	Brassfield	93.641*	
Dallas	Hoerr	76.452*	Kendall #	80.171*	Hoerr	78.405*	
Detroit	Sharp	59.125	Kendall	77.604*	Schroeder	77.152*	
Portland	Brassfield	96.445*	Jones	100.903*	Hoerr	99.557*	
Cleveland	Kendall	111.958*	Kendall	115.235*	Kendall	114.181*	
Des Moines	Kendall	71.243*	Sharp	74.829*	Sharp	73.218*	
Road Atlanta	Kendall	105.201*	Kendall	110.479	Brassfield	108.549*	
Watkins Glen	Kneifel	112.990**	Schroeder	125.960**	Schroeder	123.515**	
Trois-Rivieres	Kendall	71.858	Baldwin	88.762*	Kendall	87.669*	
Denver	Kendall	63.243*	Kendall	72.344*	Kendall	70.734*	
Mosport Park	Schroeder	99.955	Kendall	111.832*	Schroeder	109.577*	
Mid-Ohio	Brassfield	90.665	Hoerr	99.523*	Kendall	98.866*	
Road America	Kendall		Kendall	109.155	Kendall	108.518*	
St. Petersburg	-		-	-	-	-	

\*-Denotes Track Record

\*\*-Denotes All-Time Trans-Am Record

#-Started 6th on the grid

TRANS-AM CHAMPIONSHIP



FINAL BOYS SCORE  
 SCCA Trans-Am Championship Round 15  
 GTE St. Petersburg Grand Prix  
 November 4, 1990. St. Petersburg, Florida  
 63 laps of 2.0 mile circuit for 126 miles

FN.ST.CE	PS.PS #	DRIVER. HOMETOWN	SPONSOR/CAR	PTS.	PURSE-#	LP	STATUS	QUAL. TIME	QUAL. SPEED	
1	2	3	Chris Kneifel, Lake Forest, IL	I.C.I./Olivetti/Chevrolet Beretta	31	\$15,095	63	Running	1:18.226	92.041
2	5	33	Scott Sharp, Wilton, CT	Newman-Sharp Racing/Olds Cutlass	28	\$11,250	63	Running	1:19.957	90.048
3	4	28	Jack Baldwin, Marietta, GA	Skool Stop-N-Go/Chevrolet Camaro	25	\$8,800	63	Running	1:19.107	91.015
4	1	01	Tom Kendall, La Canada, CA	I.C.I./Olivetti/Chevrolet Beretta	27	\$9,500	63	Running	1:17.825	92.515
5	3	2	Max Jones, Long Beach, CA	Whistler/Ford Mustang	21	\$6,500	62	Crash	1:18.970	91.173
6	17	92	Bruce Jenner, Malibu, Ca	Firestone/Olds Cutlass Supreme	19	\$4,200	62	Running	1:21.362	88.493
7	15	40	Jim Derhaag, Chaska, MN	Sign-Art/Chevrolet Camaro	18	\$5,600	62	Running	1:20.199	89.776
8	19	9	Dick Danielson, Hartland, WI	Danielson Racing/Olds Cutlass	17	\$4,600	62	Running	1:21.733	88.091
9	23	50	Bruce Nesbitt, Chicago, IL	Fluoroplate Special/Chevrolet Camaro	16	\$5,400	62	Running	1:23.630	86.093
10	30	11	Bob Zeeb, Avon, CO	ABR/ELP/Duralt/Ford Mustang	15	\$3,600	62	Running	1:24.604	85.102
11	28	22	Peter Deman, Canada	Deman Racing/Chevrolet Corvette	14	\$2,800	60	Running	1:24.527	85.179
12	32	76	Jerry Simmons, Canada	True North Racing/Chevrolet Corvette	13	\$2,600	60	Running	1:24.900	84.805
13	24	99	Phil Currin, Gainesville, FL	Currin Racing/Chevrolet Camaro	12	\$2,400	60	Running	1:23.717	86.004
14	12	4	Robert Lappalainen, Finland	JPS/Ford Mustang	11	\$3,400	60	Running	1:21.354	88.502
15	29	18	Glenn Fox, Albuquerque, NM	Casey Luna Ford/Ford Mustang	10	\$2,700	59	Running	1:24.591	85.115
16	27	29	Ed Hinchliff, Ypsilanti, MI	Chassis Research/Ford Mustang	9	\$2,300	57	Running	1:24.375	85.333
17	21	10	Donald Sak, Dearborn, MI	Quality Construction/Olds Toronado	8	\$3,850	56	Crash	1:22.992	86.755
18	31	73	Brech Kauffman, Roscoe, IL	Aqua-Mag/Chevrolet Camaro	7	\$3,400	53	Running	1:24.654	85.052
19	6	55	Bob Sobey, Phoenix, AR	Harley Davidson Of Glendale Camaro	6	\$2,900	46	Engine	1:20.194	89.782
20	20	24	Rick Dittman, Mt. Prospect, IL	Fel-Pro/Olds Cutlass Supreme	5	\$1,200	43	Mech.	1:22.427	87.350
21	18	63	Randy Buhlman, Concord, CA	Preformed Line Prods./Chevy Beretta	4	\$1,600	41	Mech.	1:21.376	88.478
22	8	15	Irv Hoerr, Peoria, IL	A/C Rochester/Olds Cutlass Supreme	3	\$2,400	40	Trans.	1:20.432	89.516
23	33	91	Jeff Jones, Brookline, MA	Nimrod Press/Cole Hersee/Trans-Am	2	\$900	40	Brakes	1:26.016	83.705
24	7	7	Paul Gentilozzi, Lansing, MI	Budweiser/Olds Cutlass Supreme	1	\$2,300	37	Brakes	1:19.786	90.241
25	25	54	Richard Valentine, Braintree, MA	Pennzoil/Jiffy Lube/Chevy Camaro	1	\$1,200	36	Trans.	1:24.182	85.528
26	16	21	Wayne Akers, Lake Worth, FL	Wayne Akers Racing/Ford Mustang		\$1,100	20	Sterring	1:20.720	89.197
27	14	97	Scott Lagasse, St. Augustine, FL	EDS/Morrison/Chevrolet Corvette		\$700	20	Mech.	No Time	
28	22	89	Jerry Clinton, St. Louis, MO	Michelob Dry/Chevrolet Camaro		\$1,000	18	Susp.	1:23.533	86.193
29	10	5	Darin Brassfield, Los Gatos, CA	Neo Life/Olds Cutlass Supreme		\$700	14	Mech.	1:21.513	88.329
30	11	07	Lyn St. James, Ft. Lauderdale, FL	Ford Motor Division/Ford Mustang		\$1,700	13	Crash	1:21.850	87.965
31	9	8	Les Lindley, Anaheim, CA	Barnard-F.S.I./Chevrolet Camaro		\$1,300	3	Radiator	1:20.831	89.074
32	38	84	Craig Bubright, Clearwater, FL	CAR Enterprises/Chevrolet Camaro			2	Mech.	1:29.866	80.119
33	26	30	Mike Kovacs, Danbury, CT	Team Duracell/Chevrolet Camaro		\$500	1	Mech.	1:24.228	85.482
34	34	46	Kerry Hitt, Harrisburg, PA	Hitt Racing/Chevrolet Corvette			1	Mech.	1:27.608	82.184
	13	1	Dorsey Schroeder, St. Louis, MO	Sisapa/Ford Mustang		\$200		D.N.S.	No Time	
	35	44	Jim Pallas, Austin, TX	7-Bleven/Citgo/Chevrolet Camaro				D.N.Q.	1:27.962	81.853
	36	13	Gary Burnette, Sunrise, FL	Burnette Racing/Chevrolet Corvette				D.N.Q.	1:28.475	81.378
	37	41	Phil Kalusha, Ypsilanti, MI	Kalusha Racing/Pontiac Trans-Am				D.N.Q.	1:29.522	80.427
	39	23	Gary Smith, Ft. Lauderdale, FL	Carolina Racing Engines/Chevrolet Camaro				D.N.Q.	1:30.948	79.166
	40	04	Henry Brosnahan, Brandon, FL	Jesse's/Bayfront Med./Chevrolet Camaro				D.N.Q.	1:30.966	79.150
		53	Louis Rettenmeier, Oxford, CT	Rettenmeier Ent./Olds Cutlass Supreme				D.N.Q.	No Time	
		31	Albert Ruiz, Ft. Lauderdale, FL	Ruiz Racing/Chevrolet Beretta				D.N.Q.	No Time	
		49	Scott Pruett, Roseville, CA	Neo-Life/Olds Cutlass Supreme				D.N.Q.	No Time	

Time of race: 1:47:10.781  
 Average speed: 90.535 Mph  
 Margin of victory: .960 seconds  
 Lap leaders: Kendall, 1-37; Sharp, 38; Kendall, 39-62;  
 Kneifel, 63  
 Fastest race lap: Chris Kneifel, 1:19.875 (90.140 mph)  
 Fastest qualifier: Tom Kendall, 1:17.825 (92.515 mph)





CONTACT: JOHN CLAGETT

DATE: NOV. 4, 1990

RELEASE: TA-90-30

### KNEIFEL WINS SEASON FINALE IN THE STREETS OF ST. PETERSBURG:

ST. PETERSBURG, Fla -- The 1990 SCCA Trans-Am Championship came to a dramatic close Sunday as Chris Kneifel, driving an ICI/Olivetti Beretta, passed teammate Tom Kendall on the last lap to win the sixth annual GTE St. Petersburg Grand Prix.

Team strategy played a major role in Sunday's race as Kendall, who led all but two laps, was scheduled to let Kneifel by on the last lap. Kneifel's second victory of the season would give him enough points to take the runner-up spot in the Driver's Championship.

Kneifel pulled up even with Kendall coming off of turn one and the two raced door handle to door handle into turn two. Kendall's Beretta spun while negotiating the tough turn two, and Kneifel barely missed the 1990 Driver's Champion while taking the inside line into turn two.

The Kneifel/Kendall incident was not the only excitement on the last lap, as the battle for third place between Jack Baldwin, in a Camaro, and Max Jones, driving a Mustang, came down to the end.

Baldwin passed Jones two turns from the finish, and Jones tried a daring repass on the last turn on the course. He was unsuccessful and ended up making contact with the wall. Unable to cross the finish line, Jones was credited with fifth place.

Kneifel covered the 126-mile race in a time of 1:47:10.781, as he averaged 70.535 mph and beat second-place Scott Sharp, driving the Newman-Sharp Oldsmobile Cutlass Supreme, by 0.96 seconds. Kneifel's share of the record \$117,695 purse was \$15,095. Baldwin took third while Kendall recovered from his spin to place fourth.

Seven of the top-10 positions in the Driver's Championship changed Sunday, as Kneifel, Baldwin, Sharp and Jim Derhaag all moved up, while Darin Brassfield, Irv Hoerr and Ron Fellows dropped.

Brassfield, driver of the Neo Life Olds Cutlass Supreme, fell from second position to third after finishing 29th in St. Petersburg. Hoerr, in the A/C Rochester Olds Cutlass Supreme, exited with transmission problems and dropped from fifth to eighth in the championship. Fellows, who didn't compete in the season finale, moved down one notch to 10th.

Kneifel's victory was Chevrolet's eighth of the season. It also was the icing on the cake of a successful season as Chevrolet won its 10th Trans-Am Manufacturers Championship and its first since 1983.

### TRANS-AM CHAMPIONSHIP

